



Features

- Magnetically operated position sensor
- Matching actuator available
- Compact size requires only 3.2cm² board space
- Screw down or adhesive mounting
- Customer defined sensitivity
- Choice of cable length and connector
- Leads can exit from LH or RH side

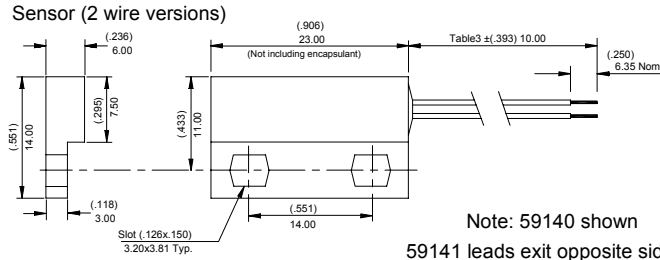
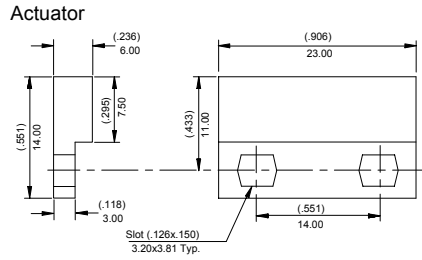
Benefits

- No standby power requirement
- Operates through non-ferrous materials such as wood, plastic or aluminium
- Hermetically sealed, magnetically operated contacts continue to operate long after optical and other technologies fail due to contamination

Applications

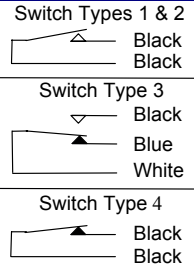
- Position and limit sensing
- Security system switch
- Linear actuators
- Door switch

DIMENSIONS (in) mm



Note: 59140 shown
59141 leads exit opposite side

SCHEMATICS



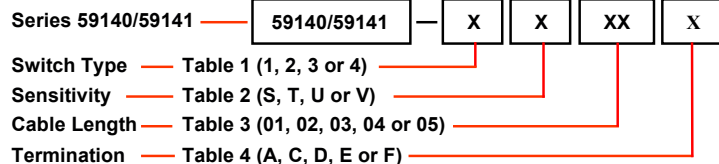
CUSTOMER OPTIONS - Switching Specifications

TABLE 1 Switch Type		Select Option	1	2	3	4
		Contact Type	Normally Open	Normally Open High V.	Change Over	Normally Closed
Contact Rating	Power	Watts - max	10	10	5	5
Voltage	Switching	Vdc - max.	200	300	175	175
	Breakdown	Vdc - min.	250	450	200	200
Current	Switching	A - max.	0.5	0.5	0.25	0.25
	Carry	A - max.	1.2	1.5	1.5	1.5
Resistance	Contact, Initial	Ohms - max.	0.2	0.2	0.2	0.2
	Insulation	Ohms - min.	10 ¹⁰	10 ¹⁰	10 ⁹	10 ⁹
Temperature	Operating	°C	-40 to +105	-20 to +105	-40 to +105	-40 to +105
	Storage	°C	-65 to +105	-65 to +105	-65 to +105	-65 to +105
Time	Operate	ms - max.	1.0	1.0	3.0	3.0
	Release	ms - max.	1.0	1.0	3.0	3.0
Capacitance	Contact	pF - typ.	0.3	0.2	0.3	0.3
Shock	11ms ½ sine	G - max.	100	100	50	50
Vibration	50-2000 Hz.	G - max.	30	30	30	30

CUSTOMER OPTIONS - Sensitivity, Cable Length and Termination Specifications

TABLE 2 Sensitivity		TABLE 3 Cable Length		TABLE 4 Termination (2 wire versions shown)																											
Activate distances (d) are approximate using Hamlin 57140-000 actuator as illustrated. Switch AT before modification		(Cable 24AWG 7/32 PVC 105°C UL1430 / UL1569)		Select Option	Description	Diagram																									
		Select Option	Length(in)mm	A	Tinned leads																										
<table border="1"> <thead> <tr> <th>Select Option</th> <th>S</th> <th>T</th> <th>U</th> <th>V</th> </tr> </thead> <tbody> <tr> <td>1</td> <td>12-18</td> <td>17-23</td> <td>22-28</td> <td>27-33</td> </tr> <tr> <td>2</td> <td>11.5</td> <td>9.5</td> <td>8.0</td> <td>7.5</td> </tr> <tr> <td>3</td> <td>15-20</td> <td>20-25</td> <td>25-30</td> <td></td> </tr> <tr> <td>4</td> <td>10.5</td> <td>9.0</td> <td>7.5</td> <td></td> </tr> </tbody> </table>		Select Option	S	T	U	V	1	12-18	17-23	22-28	27-33	2	11.5	9.5	8.0	7.5	3	15-20	20-25	25-30		4	10.5	9.0	7.5		01	(3.94) 100	C	6.35mm fastons	
Select Option	S	T	U	V																											
1	12-18	17-23	22-28	27-33																											
2	11.5	9.5	8.0	7.5																											
3	15-20	20-25	25-30																												
4	10.5	9.0	7.5																												
		02	(11.81) 300	D	AMP MTE 2.54mm																										
		03	(19.69) 500	E	JST XHP 2.5mm																										
		04	(29.53) 750	F	Untinned leads																										
		05	(39.37) 1,000																												

ORDERING INFORMATION



Hamlin USA Tel: +1 920 648 3000 Fax: +1 920 648 3001 Email: sales.us@hamlin.com
 Hamlin UK Tel: +44 (0) 1379 649700 Fax: +44 (0) 1379 649702 Email: sales.uk@hamlin.com
 Hamlin Germany Tel: +49 (0) 6181 953660 Fax: +49 (0) 6181 953666 Email: sales.de@hamlin.com
 Hamletrol France Tel: +33 (0) 1 4687 7998 Fax: +33 (0) 1 4686 6798 Email: sales.fr@hamlin.com

DETAILS ON THIS DATA SHEET ARE PROVIDED FOR INFORMATION PURPOSES ONLY & SHOULD NOT BE RELIED UPON AS BEING ACCURATE FOR ANY PARTICULAR PURPOSE. Product performance may be affected by the application that the part is used for. Upon request Hamlin will assist purchasers by providing information specific to a particular application. Hamlin disclaims all liability whatsoever for any purchaser's reliance upon the information contained in this data sheet without further consultation with Hamlin's authorised representatives.

