


High Reliability Hallogic Hall-Effect Sensors

OMH090 OMH3019, OMH3020, OMH3040, OMH3075,
OMH3131 (B, S versions)



Features:

- Designed for non-contact switching operations
- Operates over a broad range of supply voltages
- Excellent temperature stability operates in harsh environments
- Suitable for military and space applications
- Processing patterned after class B or S of MIL-STD-883
- Through Hole 0.40" [10.16 mm] lead length minimum
- Surface Mount 0.125" [3.18 mm] lead length



Description:

These Hall-effect devices contain a monolithic integrated circuit which incorporates a Hall element, a linear amplifier, a threshold amplifier, and Schmitt trigger on a single Hallogic® silicon chip. Included on-chip is a band-gap voltage regulator that allows operation with a wide range of supply voltages. These devices feature logic level output and provide up to 21 mA of sink current. This allows direct driving of more than 7 TTL loads or any standard logic family using power supplies ranging from 4.5 to 24 volts. Output amplitude is constant at switching frequencies from DC to over 200 kHz.

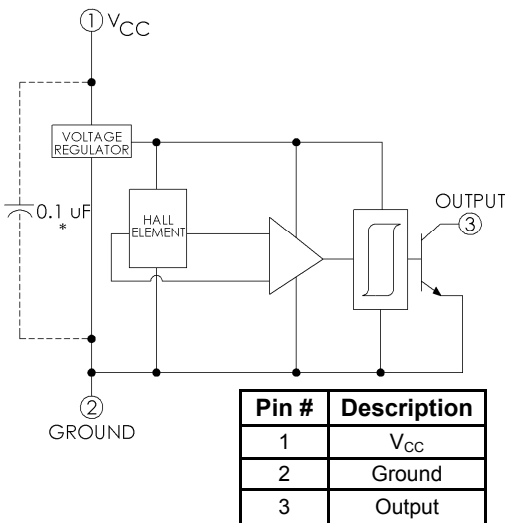
The **Uni-Polar** turns on with a (logic level "0") after a sufficient magnetic field from the south pole of a magnet approaches the symbolized face of the device (operating point) and turns off (logic level "1") after the magnetic field reaches a minimum value. The **Bi-Polar** device turns on (logic level "0") in the presence of a magnetic south pole and turns off (logic level "1") when subjected to a magnetic north pole. Both magnetic poles are necessary for operation for Bi-Polar devices. This feature makes these sensors ideal for applications in non-contact switching operations, brushless DC motors and for use with multiple pole magnets.

B and S devices are processed to OPTEK's military screening program patterned after MIL-STD-883. This product has passed Radiation Hardness testing up to 350 Krad (si) per MIL-STD-883 method 1019.6 and up to 150 Krad (si) for ELDRS.

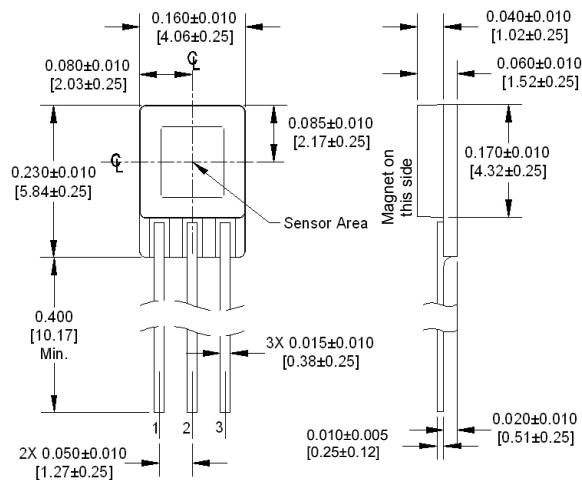
Contact your local representative or OPTEK for more information.

Applications:

- Non-contact switching operations
- Brushless DC motors
- Multiple pole magnets
- Non-contact reflective object sensor
- Assembly line automation
- Machine automation
- Machine safety
- End of travel sensor
- Door sensor



* Add capacitor for stable operation



DIMENSIONS ARE IN: [MILLIMETERS] INCHES

Through Hole

Lead finish = Solder Dipped (Sn 63/37)

OPTEK reserves the right to make changes at any time in order to improve design and to supply the best product possible.

High Reliability Hallogic Hall-Effect Sensors
OMH090 OMH3019, OMH3020, OMH3040, OMH3075,
OMH3131 (B, S versions)



Absolute Maximum Ratings ($T_A = 25^\circ\text{C}$ unless otherwise noted)

| | |
|---|----------------------|
| Supply Voltage, V_{CC} | 25 V |
| Storage Temperature Range, T_S | -65°C to +150°C |
| Operating Temperature Range, T_A | -55°C to +125°C |
| Lead Soldering Temperature (1/8 in. (3.2 mm) from case for 5 seconds with soldering iron) | 260°C ⁽¹⁾ |
| Output ON Current, I_{SINK} | 25 mA |
| Output OFF Voltage, V_{OUT} | 25 V |
| Magnetic Flux Density, B | Unlimited |

Notes:

(1) Heat sink leads during hand soldering.

| Part Number | Hi-Reliability Hallogic® Sensor | Operate Point Gauss Min / Typ / Max | Release Point Gauss Min / Typ / Max | Hysteresis Gauss Min / Typ / Max | V_{CC} (Volts) Min / Max | Package |
|-------------|---------------------------------|--|--|-------------------------------------|-------------------------------|-----------------|
| OMH090B | Uni-Polar Non-Latching | 50/90/180 | 30 / 60 / 160 | 5 / 30 / 70 | 4.5 / 24.0 | Through Hole |
| OMH090S | | | | | | |
| OMH3019B | | 175 / 420 / 500 | 125 / 220 / 420 | 30 / 100 / 155 | | |
| OMH3019S | | | | | | |
| OMH3020B | | 70 / 220 / 350 | 50 / 165 / 330 | 15 / 55 / 200 | | |
| OMH3020S | | | | | | |
| OMH3040B | | 70 / 150 / 200 | 50 / 115 / 180 | 110 / 35 / 60 | | |
| OMH3040S | | | | | | |
| OMH3075B | Bi-Polar Latching | 50 / 150 / 250 | -250 / -150 / -50 | 100 / 300 / 500 | | |
| OMH3075S | | | | | | |
| OMH3131B | | 20 / 60 / 95 | 10 / 45 / 85 | 5 / 15 / 40 | | |
| OMH3131S | | | | | | |

OPTEK reserves the right to make changes at any time in order to improve design and to supply the best product possible.

High Reliability Hallogic Hall-Effect Sensors
OMH090, OMH3019, OMH3020, OMH3040, OMH3075,
OMH3131 (B, S versions)



Electrical Characteristics ($V_{CC} = 4.5\text{ V to }24\text{ V}$, $T_A = 25^\circ\text{ C}$ unless otherwise noted)
OMH090, OMH090B, OMH090S Uni-Polar

| SYMBOL | PARAMETER | MIN | TYP | MAX | UNITS | TEST CONDITIONS |
|----------|---------------------------------------|----------------|----------------|-------------------|---------------|--|
| B_{OP} | Magnetic Operate Point ⁽¹⁾ | 45 70 20 | - 90 - | 210 200 180 | Gauss | -55°C +25°C +125°C |
| B_{RP} | Magnetic Release Point | 30 25 | 65 - | 180 170 | Gauss | -55°C & +25°C +125°C |
| B_H | Magnetic Hysteresis | 5 5 | - - | 95 70 | Gauss | -55°C +25°C & +125°C |
| I_{CC} | Supply Current | - - - | - 5 - | 9 11 5 | mA | -55°C, $V_{CC} = 24\text{ V}$, Output On, $B \leq 250\text{ Gauss}$ +25° +125°C |
| V_{OL} | Output Saturation Voltage | - - | - 125 | 300 400 | mV | -55°C, $V_{CC} = 4.5\text{ V}$, $I_{OL} = 30\text{ mA}$, $B \geq 250\text{ Gauss}$ +25°C & +125°C |
| I_{OH} | Output Leakage Current | - - - | - 0.50 - | 10 11 12 | μA | -55°C, $V_{CC} = 24\text{ V}$, $V_{OUT} = 24\text{ V}$, $B \leq 250\text{ Gauss}$ +25° +125°C |
| t_r | Output Rise Time | - | 0.13 | 1.00 | μs | $R_L = 820\ \Omega$, $C_L = 20\text{ pF}$, $V_{CC} = 14\text{ V}$ (guaranteed not tested) |
| t_f | Output Fall Time | - | 0.14 | 1.00 | μs | |

Electrical Characteristics ($V_{CC} = 4.5\text{ V to }24\text{ V}$, $T_A = 25^\circ\text{ C}$ unless otherwise noted)
OMH3019, OMH3019B, OMH3019S Uni-Polar

| SYMBOL | PARAMETER | MIN | TYP | MAX | UNITS | TEST CONDITIONS |
|----------|---------------------------------------|------------|----------|------------|---------------|--|
| B_{OP} | Magnetic Operate Point ⁽¹⁾ | 175 - | 300 - | 500 575 | Gauss | +25°C -55°C & +125°C |
| B_{RP} | Magnetic Release Point | 125 100 | 235 - | 420 - | Gauss | +25°C -55°C & +125°C |
| B_H | Magnetic Hysteresis | 30 20 | 65 - | 155 - | Gauss | +25°C -55°C to +125°C |
| I_{CC} | Supply Current | - | 5 | 9 | mA | $V_{CC} = 24\text{ V}$, Output On, $B \leq 50\text{ Gauss}$ |
| V_{OL} | Output Saturation Voltage | - | 125 | 300 | mV | $V_{CC} = 4.5\text{ V}$, $I_{OL} = 15\text{ mA}$, $B \geq 500\text{ Gauss}$ |
| I_{OH} | Output Leakage Current | - | 0.10 | 1.0 | μA | $V_{CC} = 24\text{ V}$, $V_{OUT} = 24\text{ V}$, $B < 50\text{ Gauss}$ |
| t_r | Output Rise Time | - | 0.13 | 1 | μs | $R_L = 460\ \Omega$, $C_L = 20\text{ pF}$, $V_{CC} = 12\text{ V}$ (guaranteed not tested) |
| t_f | Output Fall Time | - | 0.14 | 1 | μs | |

Notes:

(1) South pole facing symbolized surface.

OPTEK reserves the right to make changes at any time in order to improve design and to supply the best product possible.

Electrical Characteristics ($V_{CC} = 4.5\text{ V to }24\text{ V}$, $T_A = 25^\circ\text{ C}$ unless otherwise noted)
OMH3020, OMH3020B, OMH3020S Uni-Polar

| SYMBOL | PARAMETER | MIN | TYP | MAX | UNITS | TEST CONDITIONS |
|----------|---------------------------------------|----------|------|------------|-------|--|
| B_{OP} | Magnetic Operate Point ⁽¹⁾ | - | 230 | 350 425 | Gauss | +25°C -55°C & +125°C |
| B_{RP} | Magnetic Release Point | 50 25 | 180 | - | Gauss | +25°C -55°C & +125°C |
| B_H | Magnetic Hysteresis | 10 10 | 50 | - | Gauss | +25°C -55°C & +125°C |
| I_{CC} | Supply Current | - | 4 | 7 | mA | $V_{CC} = 24\text{ V}$, Output On, $B \leq 50\text{ Gauss}$ |
| V_{OL} | Output Saturation Voltage | - | 100 | 400 | mV | $V_{CC} = 4.5\text{ V}$, $I_{OL} = 15\text{ mA}$, $B \geq 350\text{ Gauss}$ |
| I_{OH} | Output Leakage Current | - | 0.10 | 10 | μA | $V_{CC} = 24\text{ V}$, $V_{OUT} = 24\text{ V}$, $B \leq 50\text{ Gauss}$ |
| t_r | Output Rise Time | - | 0.21 | 1 | μs | $R_L = 820\ \Omega$, $C_L = 20\text{ pF}$, $V_{CC} = 12\text{ V}$ (guaranteed not tested) |
| t_f | Output Fall Time | - | 0.10 | 1 | μs | |

Electrical Characteristics ($V_{CC} = 4.5\text{ V to }24\text{ V}$, $T_A = 25^\circ\text{ C}$ unless otherwise noted)
OMH3040, OMH3040B, OMH3040S Uni-Polar

| SYMBOL | PARAMETER | MIN | TYP | MAX | UNITS | TEST CONDITIONS |
|----------|---------------------------------------|----------|------|----------------|-------|--|
| B_{OP} | Magnetic Operate Point ⁽¹⁾ | 70 75 | 150 | 200 270 | Gauss | +25°C -55°C & +125°C |
| B_{RP} | Magnetic Release Point | 50 25 | 115 | 180 210 | Gauss | +25°C -55°C & +125°C |
| B_H | Magnetic Hysteresis | 20 20 | 35 | - | Gauss | +25°C -55°C & +125°C |
| I_{CC} | Supply Current | - | 4 | 7 8 10 | mA | +25°C, $V_{CC} = 24\text{ V}$, Output On, $B \geq 300\text{ Gauss}$ +125°C -55°C |
| V_{OL} | Output Saturation Voltage | - | 100 | 400 | mV | $V_{CC} = 4.5\text{ V}$, $I_{OL} = 20\text{ mA}$, $B \geq 250\text{ Gauss}$ |
| I_{OH} | Output Leakage Current | - | - | 11 10 12 | μA | -55°C, $V_{CC} = 24\text{ V}$, $V_{OUT} = 24\text{ V}$, $B \leq 75\text{ Gauss}$ +25°C, $V_{CC} = 24\text{ V}$, $V_{OUT} = 24\text{ V}$, $B \leq 100\text{ Gauss}$ +125°C, $V_{CC} = 24\text{ V}$, $V_{OUT} = 24\text{ V}$, $B \leq 75\text{ G}$ |
| t_r | Output Rise Time | - | 0.21 | 1 | μs | $R_L = 820\ \Omega$, $C_L = 20\text{ pF}$, $V_{CC} = 12\text{ V}$ (guaranteed not tested) |
| t_f | Output Fall Time | - | 0.10 | 1 | μs | |

Notes:

- (1) South pole facing symbolized surface.

OPTEK reserves the right to make changes at any time in order to improve design and to supply the best product possible.

Electrical Characteristics ($V_{CC} = 4.5\text{ V to }24\text{ V}$, $T_A = 25^\circ\text{ C}$ unless otherwise noted)
OMH3075, OMH3075B, OMH3075S Bi-Polar Latching

| SYMBOL | PARAMETER | MIN | TYP | MAX | UNITS | TEST CONDITIONS |
|----------|---------------------------------------|--------------|---------------|-------------------|-------|---|
| B_{OP} | Magnetic Operate Point ⁽¹⁾ | 50 25 | 150 - | 250 275 | Gauss | +25°C -55°C & +125°C |
| B_{RP} | Magnetic Release Point | -250 -275 | -150 - | -50 -25 | Gauss | +25°C -55°C & +125°C |
| B_H | Magnetic Hysteresis | 100 50 | 200 - | 500 - | Gauss | +25°C -55°C & +125°C |
| I_{CC} | Supply Current | - - | 4 - | 7 8 | mA | +25°C, $V_{CC} = 24\text{ V}$, Output On, $B \leq 250\text{ Gauss}$ -55°C & +125°C |
| V_{OL} | Output Saturation Voltage | - - - | - 100 - | 500 400 400 | mV | -55°C +25°C, $V_{CC} = 4.5\text{ V}$, $I_{OL} = 20\text{ mA}$, $B \geq 250\text{ Gauss}$ +125°C |
| I_{OH} | Output Leakage Current | - | 0.10 | 1.0 | μA | $V_{CC} = 24\text{ V}$, $V_{OUT} = 24\text{ V}$, $B \leq 250\text{ Gauss}$ |
| t_r | Output Rise Time | - | 0.21 | 1 | μs | $R_L = 820\ \Omega$, $C_L = 20\text{ pF}$, $V_{CC} = 12\text{ V}$ (guaranteed not tested) |
| t_f | Output Fall Time | - | 0.10 | 1 | μs | |

Electrical Characteristics ($V_{CC} = 4.5\text{ V to }24\text{ V}$, $T_A = 25^\circ\text{ C}$ unless otherwise noted)
OMH3131, OMH3131B & OMS3131S Uni-Polar

| SYMBOL | PARAMETER | MIN | TYP | MAX | UNITS | TEST CONDITIONS |
|----------|---------------------------------------|----------|--------|-----------|-------|--|
| B_{OP} | Magnetic Operate Point ⁽¹⁾ | 20 10 | - - | 95 150 | Gauss | +25°C -55°C to +125°C |
| B_{RP} | Magnetic Release Point | 10 5 | - - | 85 145 | Gauss | +25°C -55°C to +125°C |
| B_H | Magnetic Hysteresis | 5 5 | - - | 40 145 | Gauss | +25°C -55°C to +125°C |
| I_{CC} | Supply Current | - | 4 | 7 | mA | $V_{CC} = 24\text{ V}$, Output On, $B > 250\text{ Gauss}$ |
| V_{OL} | Output Saturation Voltage | - | 100 | 400 | mV | $V_{CC} = 4.5\text{ V}$, $I_{OL} = 15\text{ mA}$, $B \geq 250\text{ Gauss}$ |
| I_{OH} | Output Leakage Current | - | 0.10 | 10 | μA | $V_{CC} = 24\text{ V}$, $V_{OUT} = 24\text{ V}$, $B \leq 0\text{ Gauss}$ |
| t_r | Output Rise Time | - | 0.21 | 1 | μs | $R_L = 820\ \Omega$, $C_L = 20\text{ pF}$, $V_{CC} = 12\text{ V}$ (guaranteed not tested) |
| t_f | Output Fall Time | - | 0.10 | 1 | μs | |

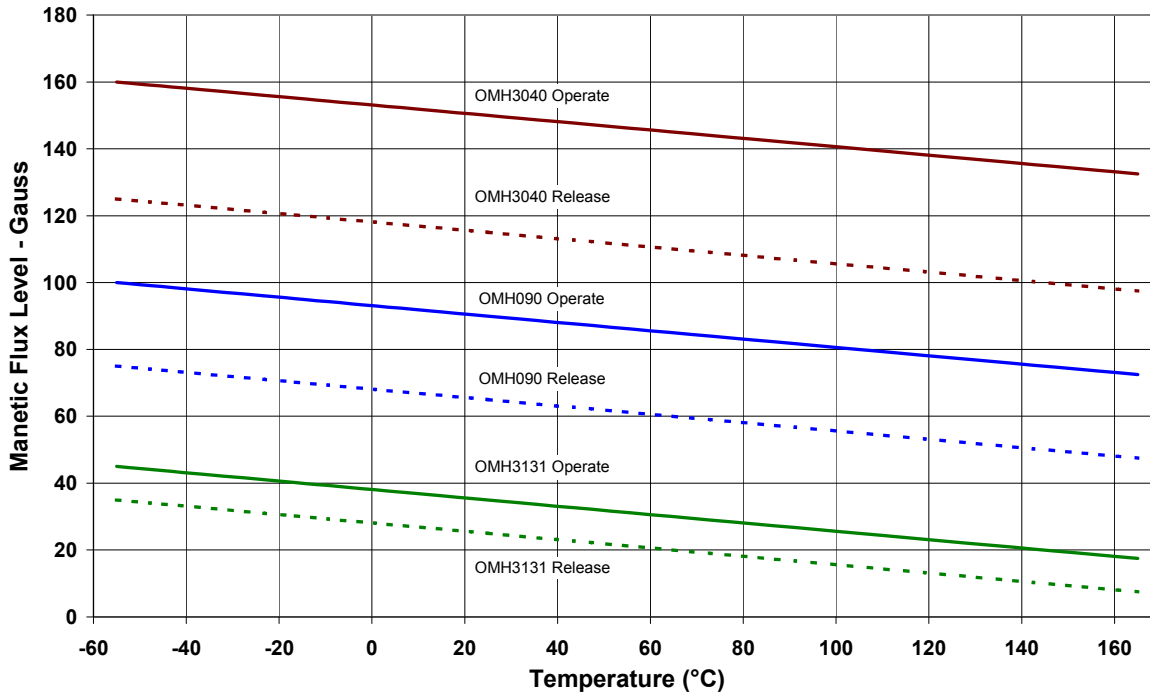
Notes:

(1) South pole facing symbolized surface.

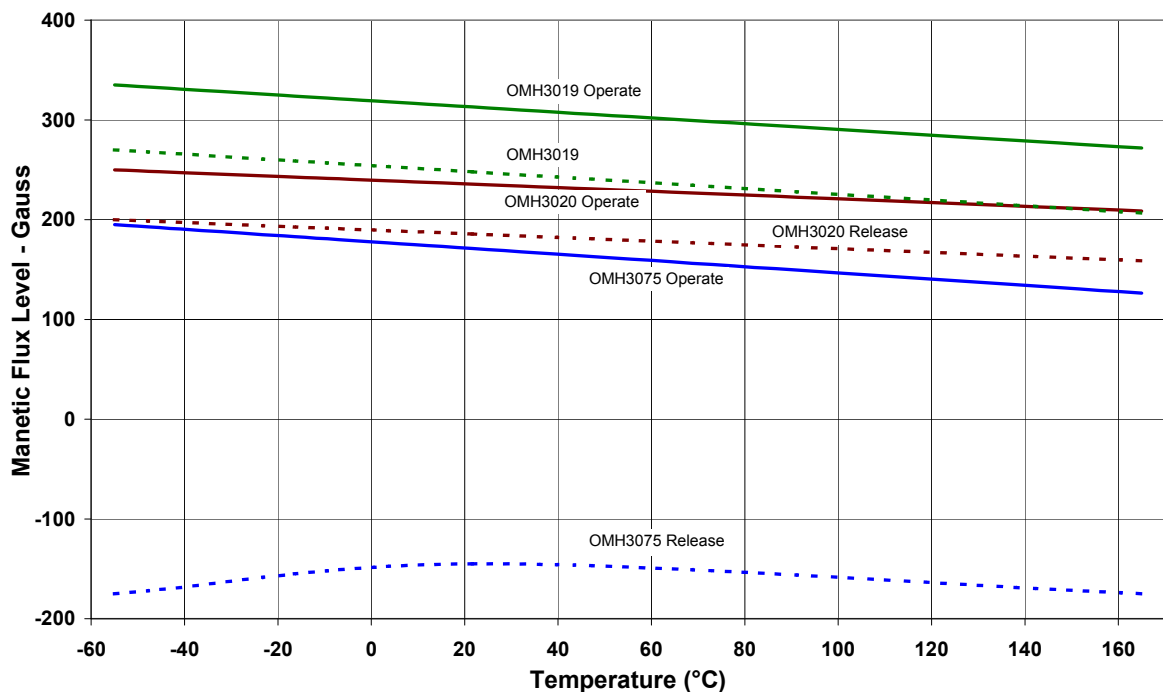
OPTEK reserves the right to make changes at any time in order to improve design and to supply the best product possible.

OMH090, OMH3019, OMH3020, OMH3040, OMH3075, OMH3131 (B, S)

Magnetic Operate & Release Points vs Temperature

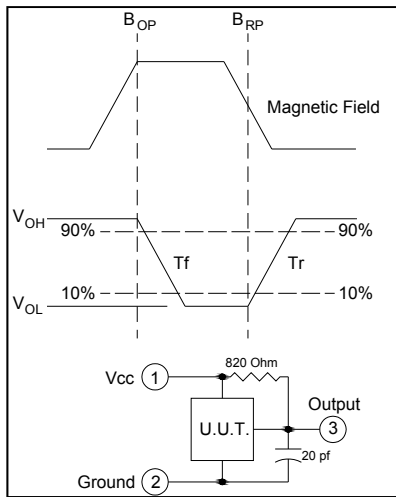


Magnetic Operate & Release Points vs Temperature

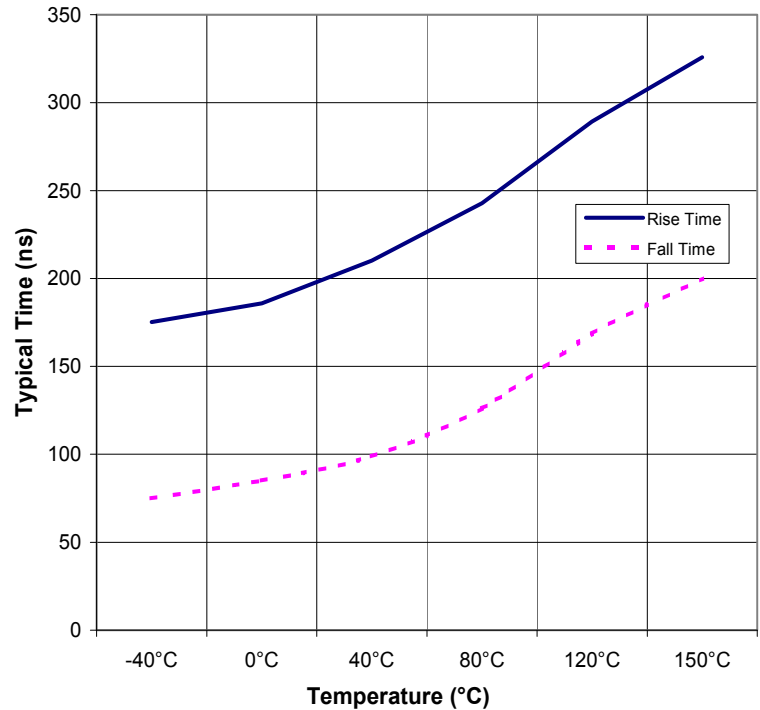


OPTEK reserves the right to make changes at any time in order to improve design and to supply the best product possible.

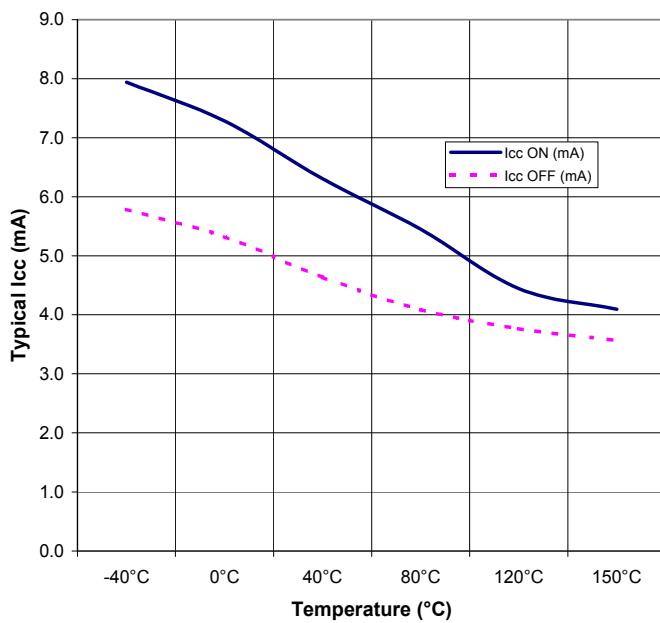
OMH090, OMH3019, OMH3020, OMH3040, OMH3075, OMH3131 (B, S)



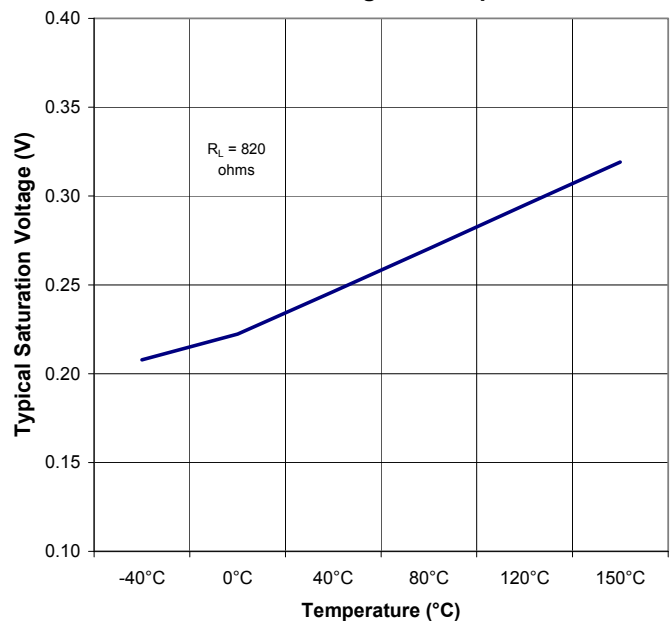
Rise and Fall Time vs Temperature



I_{CC} vs Temperature



Saturation Voltage vs Temperature



OPTEK reserves the right to make changes at any time in order to improve design and to supply the best product possible.