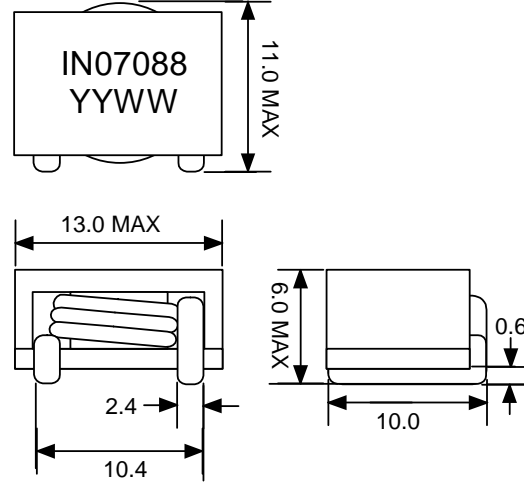


Data Sheet



ICE Components, Inc.
 Helping Engineer the Technology of Power
 Tel 678-560-9172 Fax 678-560-9304
 cust.serv@icecomp.com
 www.icecomponents.com
 1165 Allgood Rd., Ste. #20, Marietta, GA 30062

Mechanical Drawing



unit:mm

General Information

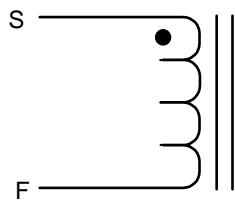
Customer	
Part Number	IN07088
Revision	0
Description	Inductor
Date	AUG-07-2009
Reference	--
Doc Control #	--
Issue (For ICE use only)	--

Specification

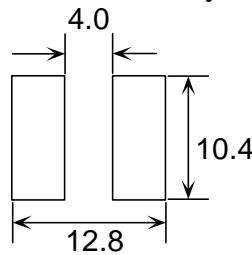
Sample Test Data

Item	Pins	Spec	Test Condition	Sample Test Data
Inductance @0Adc	S - F	1.0 uH +/- 10%	100 kHz, 0.1Vrms, series	
Inductance @Isat at 25degC	S - F	0.76 uH min	100 kHz, 0.1Vrms, series(25Adc)	
DCR	S - F	(1.25 mOhm typ.) 1.45 mOhm max	+25 deg C	
Isat	S - F	25 Adc		

Schematic



Recommended PCB Layout



unit:mm

Remark

1. Isat is the current at which the inductance drops by 15%.
2. This is RoHS compliant product.
3. Operating temperature: -40degC to +125degC.
4. Inductance vs. Current Curve as attached.

Sample approval is required before release to production. Sample specifications take precedence over customer specifications.

Customer Signature

Rev.	Description	PRD	CHK	APP	Date	NTFY
0	Initial release	Emily	Gary	L. L. Chou	2009/8/7	2009/8/7

