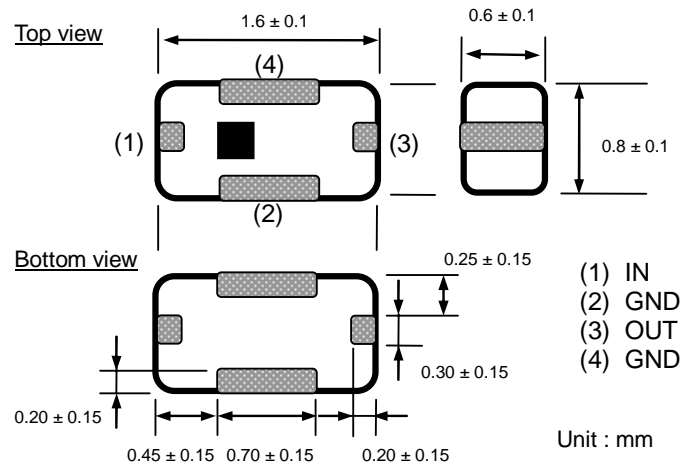


Multilayer Band Pass Filter

P/N: **DEA162450BT-1260B3**

For Bluetooth / W-LAN 2.4GHz

MECHANICAL DIMENSIONS



Note: All specifications are subject to change and are not guaranteed.

ELECTRICAL CHARACTERISTICS (Ta=+25°C)

Parameter		Specification	Typical Value	Unit
Frequency Range (Pass Band)		2400-2500	–	MHz
Characteristics Impedance (Pass Band)		50 (Nominal)	–	ohm
Insertion Loss (Pass Band)	+25°C	2.2 max	1.7	dB
VSWR (Pass Band)		2.1 max	1.4	
Attenuation	DC – 746 MHz	20 min	28	dB
	746 – 764 MHz	22 min	30	dB
	776 – 794 MHz	22 min	31	dB
	824 – 849 MHz	24 min	32	dB
	869 – 894 MHz	24 min	33	dB
	894 – 915 MHz	24 min	33	dB
	925 – 960 MHz	25 min	34	dB
	1570 – 1580 MHz	15 min	28	dB
	1710 – 1785 MHz	10 min	21	dB
	1805 – 1850 MHz	10 min	19	dB
	1850 – 1910 MHz	8 min	17	dB
	1920 – 1980 MHz	6 min	15	dB
	2110 – 2170 MHz	3 min	8	dB
	4000 – 4800 MHz	21 min	31	dB
	4800 – 5000 MHz	28 min	33	dB
	5000 – 7200 MHz	21 min	34	dB
7200 – 7500 MHz	25 min	40	dB	
7500 – 8000 MHz	21 min	41	dB	
9600 – 12000 MHz	6 min	26	dB	
12000 – 12500 MHz	10 min	22	dB	

*DEA162450BT-1260B3 have internal DC block capacitor.

TEMPERATURE RANGE

Storage Temperature	-40 ~ +85 °C
Operating Temperature	-40 ~ +85 °C

Note: All specifications are subject to change and are not guaranteed.

FREQUENCY RESPONSE

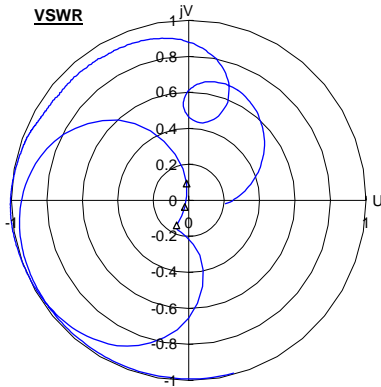
DEA162450BT-1260B3

Bluetooth / W-LAN 2.45GHz 1608BPF

13/Feb/2009

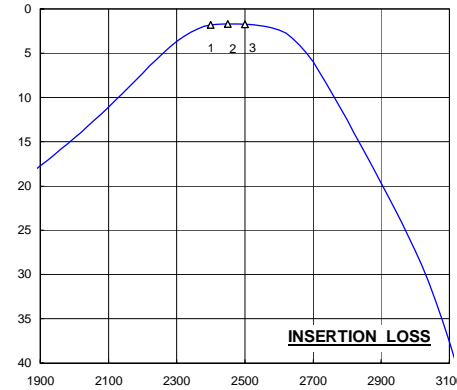
TDK Corporation

S11 POLA REF 1.0 U SCALE 1.0U FS



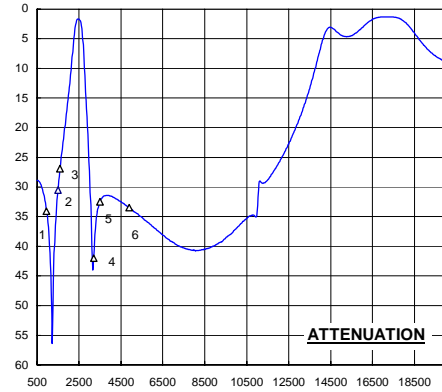
MARKER 1	2400 MHz	1.21
MARKER 2	2450 MHz	1.09
MARKER 3	2500 MHz	1.37
MARKER 4	MHz	
MARKER 5	MHz	
MARKER 6	MHz	

S21 Log MAG REF 0.0dB SCALE 5.0dB/



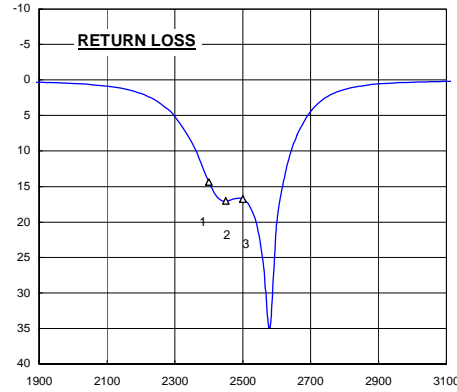
MARKER 1	2400 MHz	1.82 dB
MARKER 2	2450 MHz	1.70 dB
MARKER 3	2500 MHz	1.73 dB
MARKER 4	MHz	
MARKER 5	MHz	
MARKER 6	MHz	

S12 Log MAG REF 0.0dB SCALE 5.0dB/



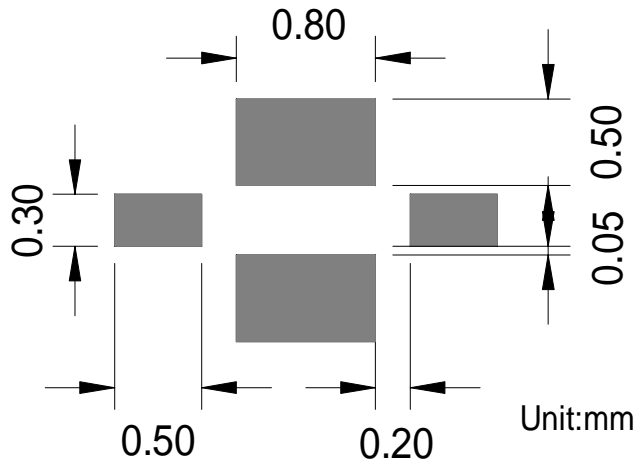
MARKER 1	960 MHz	34.1 dB
MARKER 2	1500 MHz	30.5 dB
MARKER 3	1600 MHz	26.9 dB
MARKER 4	3200 MHz	42.0 dB
MARKER 5	3500 MHz	32.5 dB
MARKER 6	4900 MHz	33.5 dB

S22 Log MAG REF 0.0dB SCALE 5.0dB/



MARKER 1	2400 MHz	14.4 dB
MARKER 2	2450 MHz	17.0 dB
MARKER 3	2500 MHz	16.8 dB
MARKER 4	MHz	
MARKER 5	MHz	
MARKER 6	MHz	

RECOMMENDED PCB PATTERN



Note: All specifications are subject to change and are not guaranteed.