

Paper Capacitors Metal Case, Film/Foil, 10 Ampere Thru-Pass, Subminiature



FEATURES

- Bulkhead mounting
- Excellent RFI specifications
- Hermetically enclosed
- Low inductance connection
- Low insertion loss

PERFORMANCE CHARACTERISTICS

Operating Temperature: - 55°C to + 125°C.
Capacitance Range: 0.001µF to 1.0µF.
Capacitance Tolerance: ± 20%, ± 10%.
Voltage Rating: 200 WVDC to 600 WVDC.
Current Rating: 10 ampere maximum.
Dissipation Factor: 1.0% maximum.
DC Resistance: 0.01 ohm maximum.
Voltage Test: 200% of rated voltage for 1 minute.
Insulation Resistance: At + 25°C: 20,000 Megohm - Microfarads or 30,000 Megohm minimum. At + 85°C: 200 Megohm - Microfarads or 300 Megohm minimum.

ENVIRONMENTAL CHARACTERISTICS

Vibration Test (Condition A): No mechanical damage, short, open or intermittent circuits.

DC Life Test: 140% of rated voltage for 250 hours @ + 125°C. No open or short circuits. No visible damage. Maximum Δ Cap.: ± 5%. Minimum I.R. = 30% of initial limit. Maximum D.F. = 1.5%.

Moisture Resistance: MIL-STD-202, Method 106E, 10 cycles. No visible damage. Maximum Δ Cap.: ± 5%. Minimum I.R. = 30% of initial limit. Maximum D.F. = 1.5%.

Thermal Shock and Immersion Cycling: No visible damage. Maximum Δ Cap.: ± 5%. Minimum I.R. = 30% of initial limit. Maximum D.F. = 1.5%.

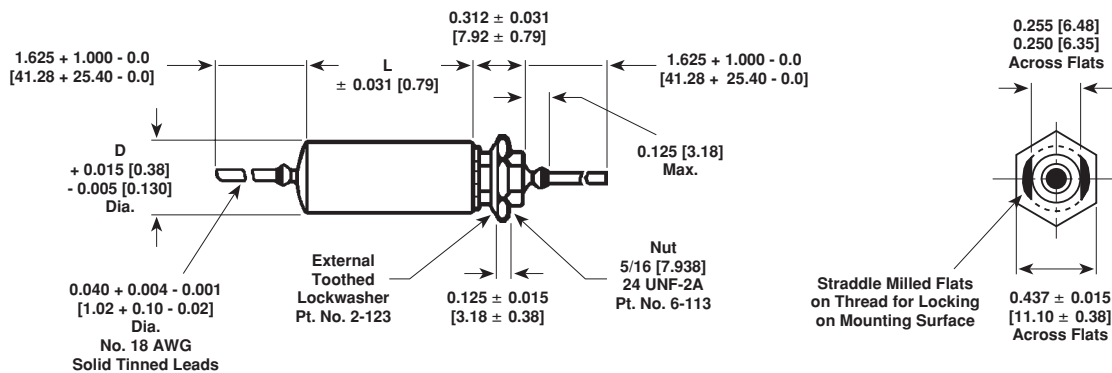
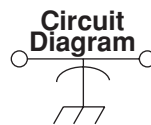
PHYSICAL CHARACTERISTICS

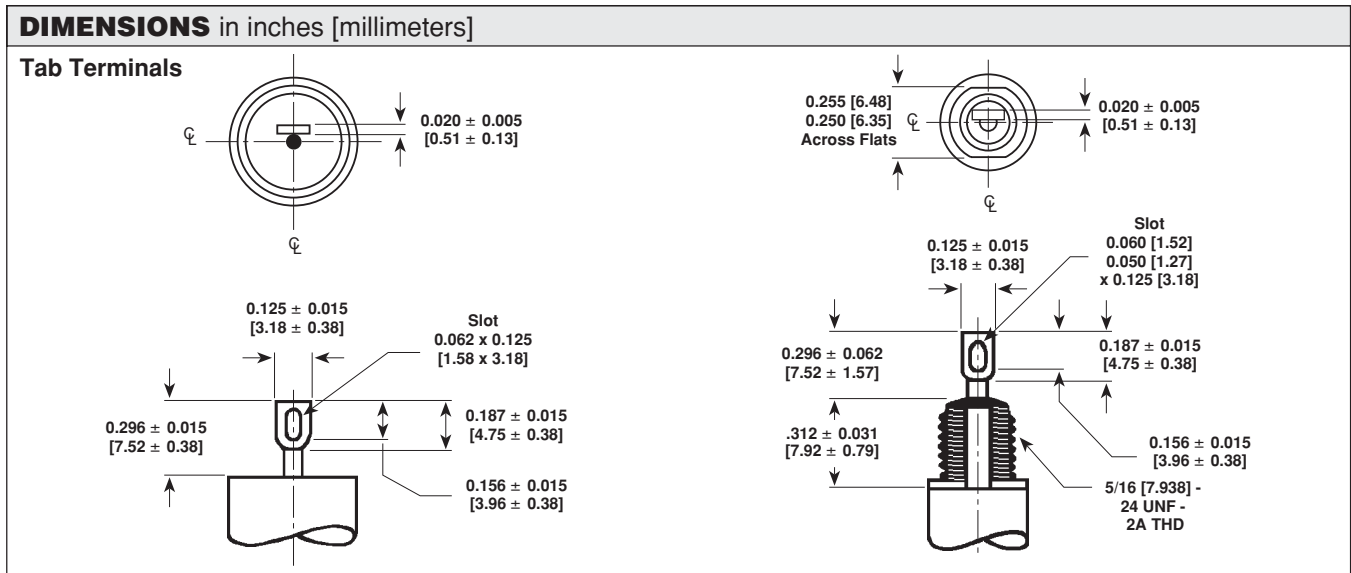
Lead Pull: 5 pounds (2.3 kilograms) for one minute. No physical damage.

Lead Bend: After three complete consecutive bends, no damage.

Marking: Sprague® trademark, type or part number, capacitance and voltage.

DIMENSIONS in inches [millimeters]





STANDARD RATINGS in inches [millimeters]

CAPACITANCE (μ F)	PART NUMBER*		NOMINAL CASE SIZE D x L
	TAB TERMINAL	WIRE LEAD	
200 WVDC			
0.047	103P473X0200T	103P473X0200S	0.400 x 0.875 [10.16 x 22.23]
0.10	103P104X0200T**	103P104X0200S	0.400 x 1.125 [10.16 x 28.58]
0.22	103P224X0200T	103P224X0200S	0.562 x 1.125 [14.27 x 28.58]
0.47	103P474X0200T**	103P474X0200S	0.562 x 1.875 [14.27 x 47.63]
1.00	103P105X0200T	103P105X0200S	0.750 x 2.125 [19.05 x 53.98]
300 WVDC			
0.047	103P473X0300T	103P473X0300S	0.400 x 1.125 [10.16 x 28.58]
0.10	103P104X0300T	103P104X0300S	0.400 x 1.375 [10.16 x 34.93]
0.22	103P224X0300T	103P224X0300S	0.562 x 1.375 [14.27 x 34.93]
0.47	103P474X0300T	103P474X0300S	0.670 x 1.875 [17.02 x 47.63]
400 WVDC			
0.047	103P473X0400T	103P473X0400S	0.400 x 1.375 [10.16 x 34.93]
0.10	103P104X0400T**	103P104X0400S*	0.562 x 1.125 [14.27 x 28.58]
0.22	103P224X0400T**	103P224X0400S*	0.562 x 1.875 [14.27 x 47.63]
0.47	103P474X0400T	103P474X0400S	0.750 x 2.125 [19.05 x 53.98]
600 WVDC			
0.001	103P102X0600T	103P102X0600S	0.400 x 0.750 [10.16 x 19.05]
0.0047	103P472X0600T**	103P472X0600S*	0.400 x 0.750 [10.16 x 19.05]
0.01	103P103X0600T**	103P103X0600S*	0.400 x 0.750 [10.16 x 19.05]
0.047	103P473X0600T	103P473X0600S	0.400 x 1.375 [10.16 x 34.93]
0.10	103P104X0600T**	103P104X0600S*	0.562 x 1.375 [14.27 x 34.93]
0.22	103P224X0600T**	103P224X0600S*	0.670 x 1.875 [17.02 x 47.63]
0.47	103P474X0600T	103P474X0600S	0.750 x 2.375 [19.05 x 60.32]

* The Part Numbers given are for capacitance tolerance of $\pm 20\%$. To specify $\pm 10\%$ tolerance, change X0 to X9.

** All standard inventoried Part Numbers will be stocked with a $\pm 10\%$ tolerance (X9).

ORDERING INFORMATION

103P TYPE	473 CAPACITANCE	X0 CAPACITANCE TOLERANCE	200 DC VOLTAGE RATING	S TERMINAL
	This is expressed in picofarads. The first two digits are the significant figures. The third is the number of zeros to follow.	X0 = $\pm 20\%$ X9 = $\pm 10\%$ (Inventoried)	This is expressed in volts.	S = Wire Leads T = Soldering Tab



Notice

Specifications of the products displayed herein are subject to change without notice. Vishay Intertechnology, Inc., or anyone on its behalf, assumes no responsibility or liability for any errors or inaccuracies.

Information contained herein is intended to provide a product description only. No license, express or implied, by estoppel or otherwise, to any intellectual property rights is granted by this document. Except as provided in Vishay's terms and conditions of sale for such products, Vishay assumes no liability whatsoever, and disclaims any express or implied warranty, relating to sale and/or use of Vishay products including liability or warranties relating to fitness for a particular purpose, merchantability, or infringement of any patent, copyright, or other intellectual property right.

The products shown herein are not designed for use in medical, life-saving, or life-sustaining applications. Customers using or selling these products for use in such applications do so at their own risk and agree to fully indemnify Vishay for any damages resulting from such improper use or sale.