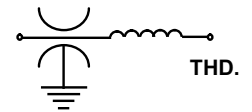
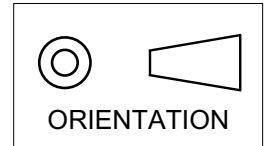


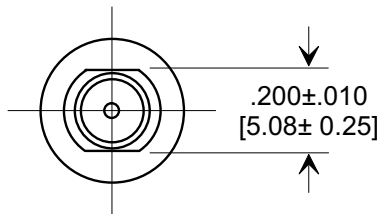
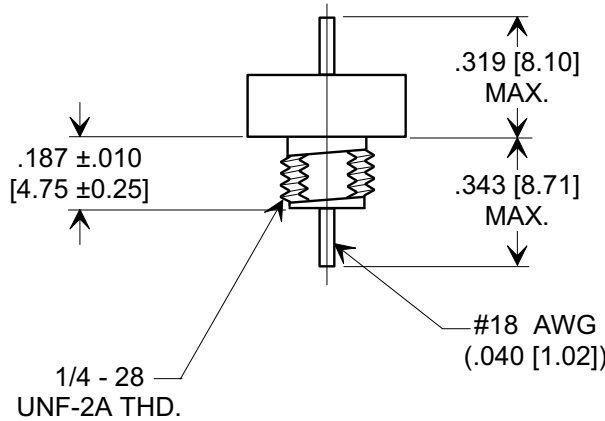
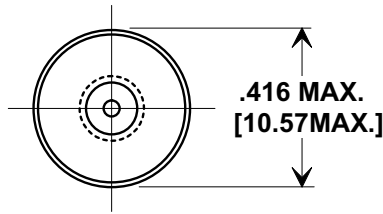
This drawing is the property of Tusonix, Inc., and may not be used, reproduced, published or disclosed to others without expressed authorization by Tusonix Inc.

MARKETING SALES DRAWING
DIMENSIONS IN INCHES - DO NOT SCALE THIS DRAWING
DIMENSIONS IN METRIC - []

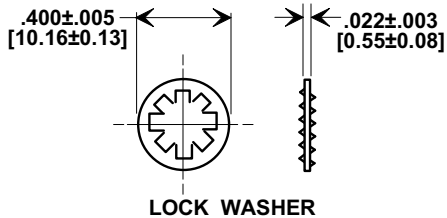


CIRCUIT

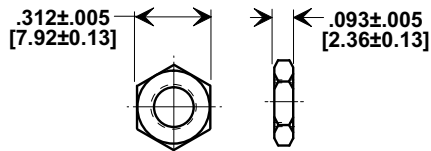
Electrical Testing
per Tusonix standard
test plans and Mil-Std-202
Test Methods.



MOUNTING HARDWARE



LOCK WASHER



HEX NUT

NOTES:
MATERIALS:
BUSHING - SILVER PLATED STEEL
LEAD - SOLDER PLATED COPPER
NUT - SILVER PLATED BRASS
L'WASHER - SILVER PLATED PHOSPHOR BRONZE
MOUNTING TORQUE: 8 lb - ins. max
SEAL TESTED PER MIL-STD-202
METHOD 112 CONDITION A.
VOLTAGE DROP 0.15 VDC MAX.
MAX. SOLDER TEMPERATURE 500°F

REF. Cx (μF)	WVDC 125°C	CURRENT DC	DWV	IR MIN.	MIN. NO LOAD INSERTION LOSS (dB) PER MIL-STD 220 @ +25°C						
					30 KHz	150 KHz	300 KHz	1 MHz	10 MHz	100 MHz	10GHz
0.68	50	15 A	125 VDC 60 SEC.	10 GΩ	8	20	28	38	55	70	70

X-2015 Rev-0 REVISION RECORD Original Release C.O. ECO-654	A	--TOLERANCES-- Unless Otherwise Specified	Title MIL-15733/49-0001	
	COAXIAL BROADBAND - "L"			
	Drawn L.E. 04-09-09		Scale 2 X	
	Approved R.L. 04-09-09		A 4601-502	

TUSONIX
TUCSON, ARIZONA