THIS DRAWING IS UNPUBLISHED. RELEASED FOR PUBLICATION -.-.-
© COPYRIGHT - - ALL RIGHTS RESERVED

UOC	DIST
AD	00

REVISIONS

P	LTR	DESCRIPTION	DATE	DRN	APVD
	B3	REVISED PER ECO-11-005033	28MAR11	RK	HMR

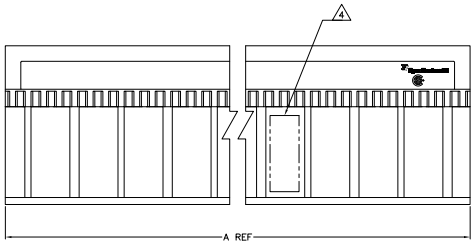

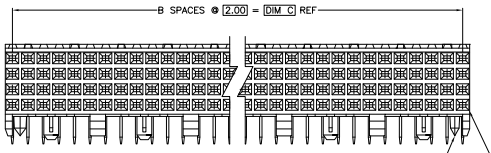

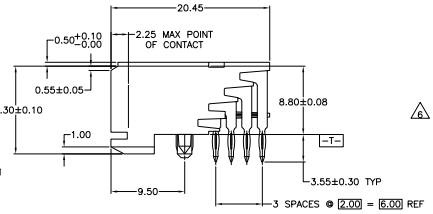

1. HOUSING MATERIAL: LIQUID CRYSTAL POLYMER PER ASTM D5138 LCP000 G30A 32250, COLOR: NATURAL.
2. CONTACT MATERIAL: PHOSPHOR−BRONZE.
3. CONTACT FINISH:
   UNDERPLATE (ENTIRE CONTACT) −
   0.00127 MIN NICKEL PER SAE−AMS−QQ−N−290.
   ON MATING SURFACES−
   CONFORMS TO ALL TESTING SPECIFIED FOR TELCORDIA UNCONTROLLED ENVIRONMENT
   ON LEADS−
   0.0006 MIN TIN PER ASTM B 545, OVER UNDERPLATE
   LUBRICATION (MIN MATING SURFACES)
   SURFACE CONDITIONER AFTER PLATING.
4. PART MARKING, LOCATED APPROXIMATELY AS SHOWN.
5. CONTACT FINISH:
   UNDERPLATE (ENTIRE CONTACT) −
   0.00127 MIN NICKEL PER SAE−AMS−QQ−N−290.
   ON MATING SURFACES−
   0.00076 MIN NICKEL OR COBALT HARDENED GOLD PER ASTM B−488 OVER UNDERPLATE.
   ON LEADS−
   0.0006 MIN TIN PER ASTM B 545, OVER UNDERPLATE
   LUBRICATION (MIN MATING SURFACES)
   SURFACE CONDITIONER AFTER PLATING.
6. OBSOLETE PARTS: OBSOLETE CIS STREAMLINING PER D.RENAUD/D.SINISI

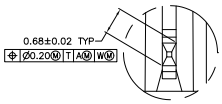

DETAIL Z
SCALE 20:1

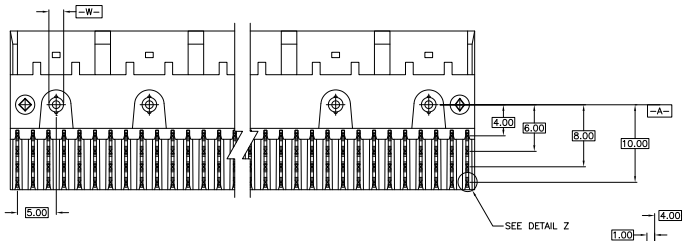

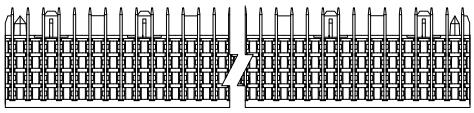

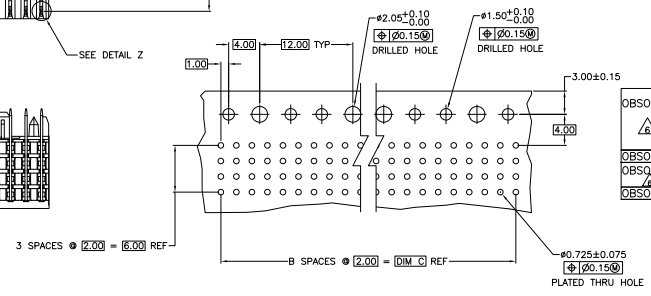

RECOMMENDED CIRCUIT PATTERN
PER IPC−D300 TYPE II, CLASS C
(COMPONENT SIDE)

OBSOLETE	NO	46	23	47.88	5	96	~~3−5536511−3~~
	NO	22	11	23.88	5 5	48	~~3−5536511−2~~
	YES	10	5	11.88		24	~~3−5536511−1~~
6	NO	34	17	35.88	3	72	~~1−5536511−2~~
	NO	130	65	131.88	3 3	264	~~1−5536511−1~~
OBSOLETE	NO	106	53	107.88	3 3	216	~~1−5536511−0~~
OBSOLETE	NO	118	59	119.88	3 3	240	~~5536511−9~~
6	NO	82	41	83.88	3 3	168	~~5536511−8~~
OBSOLETE	NO	66	33	67.88	3 3	136	~~5536511−7~~
	NO	58	29	59.88	3 3	120	5536511−6
	NO	70	35	71.88	3 3	144	5536511−5
	NO	94	47	95.88	3 3	192	5536511−4
	NO	46	23	47.88	3 3	96	5536511−3
	NO	22	11	23.88	3 3	48	5536511−2
	YES	10	5	11.88	3 3	24	5536511−1
POSITIONING PEGS	C	B	A	FINISH		NO OF POSN	PART NUMBER

THIS DRAWING IS A CONTROLLED DOCUMENT.

DIMENSIONS: mm

TOLERANCE UNLESS OTHERWISE SPECIFIED: 6 PLC ± – ; 3 PLC ± .5 ; 2 PLC ± .13 ; 1 PLC ± – ; 4 PLC ± – ; ANGLES ± –

MATERIAL 1 2 FINISH 3 5

TRN B. MCMASTER 31AUG04
CHK R. MERTZ 31AUG04
APVD R. MERTZ 31AUG04
PRODUCT SPEC –
APPLICATION SPEC –
WEIGHT –

TE Connectivity

NAME RCPT. ASSY, SIGNAL MODULE, Z−PACK 2mm FB 4 ROW, 3.55mm PRESS FIT LEAD LENGTH

SIZE A1 CAGE CODE 00779 DRAWING NO C−5536511 RESTRICTED TO –

CUSTOMER DRAWING SCALE 4:1 SHEET 1 OF 1 REV B3

Downloaded from Elcodis.com electronic components distributor