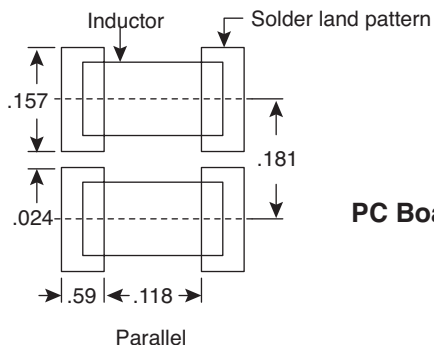
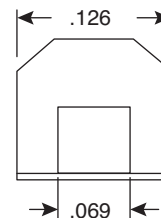
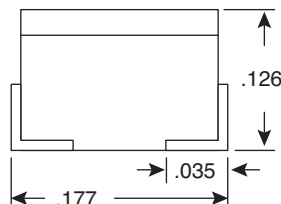
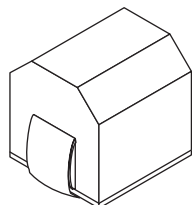
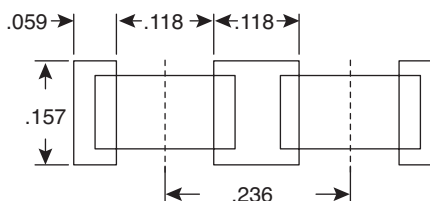


Dimensions: mm



Parallel

Dimensions (In.)

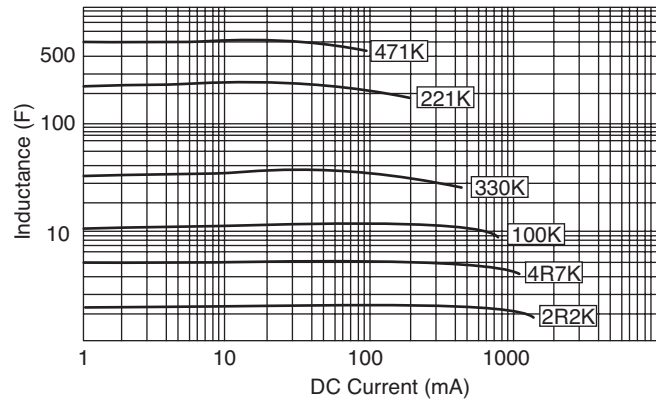
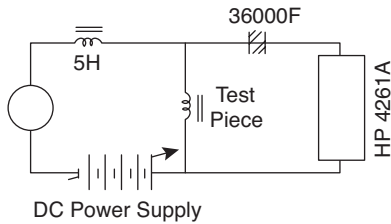


Series

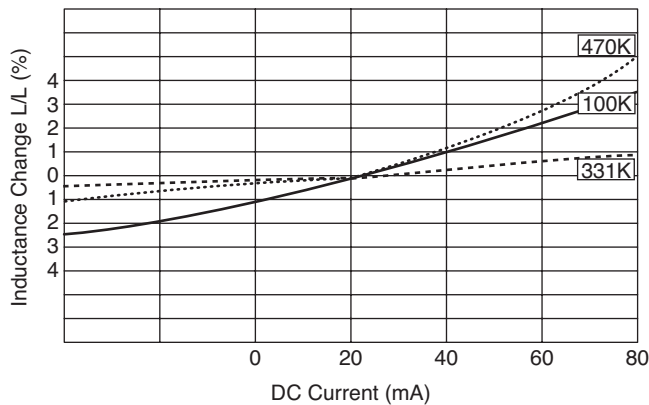
PC Board Patterns

Mouser Stock No.	L (μH)	Q (min.)	Test Freq. (MHz)	SRF (MHz)	DCR Max. Ω	RatedDC (mA)	Tol. ±%
435-18-R10M-RC	0.10	28	25.2	700	0.44	450	20
435-18-R15M-RC	0.15	30	25.2	450	0.25	450	20
435-18-R22M-RC	0.22	30	25.2	350	0.32	450	20
435-18-R33M-RC	0.33	30	25.2	300	0.40	450	20
435-18-R47M-RC	0.47	30	25.2	220	0.50	450	20
435-18-R68M-RC	0.68	30	25.2	160	0.60	450	20
435-18-1R0K-RC	1.0	50	7.96	100	0.50	450	10
435-18-1R2K-RC	1.2	50	7.96	80	0.55	430	10
435-18-1R5K-RC	1.5	50	7.96	70	0.60	410	10
435-18-1R8K-RC	1.8	50	7.96	60	0.65	390	10
435-18-2R2K-RC	2.2	50	7.96	55	0.70	380	10
435-18-2R7K-RC	2.7	50	7.96	50	0.75	370	10
435-18-3R3K-RC	3.3	50	7.96	45	0.80	355	10
435-18-4R7K-RC	4.7	50	7.96	35	1.00	315	10
435-18-5R6K-RC	5.6	50	7.96	33	1.10	300	10
435-18-6R8K-RC	6.8	50	7.96	27	1.20	285	10
435-18-8R2K-RC	8.2	50	7.96	25	1.40	270	10
435-18-100K-RC	10	50	2.52	20	1.60	250	10
435-18-120K-RC	12	50	2.52	18	2.00	225	10
435-18-150K-RC	15	50	2.52	17	2.50	200	10
435-18-180K-RC	18	50	2.52	15	2.80	190	10
435-18-220K-RC	22	50	2.52	13	3.20	180	10
435-18-270K-RC	27	50	2.52	12	3.60	170	10
435-18-330K-RC	33	50	2.52	11	4.00	160	10
435-18-470K-RC	47	50	2.52	10	5.00	140	10
435-18-560K-RC	56	50	2.52	9	5.50	135	10
435-18-101K-RC	100	40	0.796	7	8.00	110	10
435-18-151K-RC	150	40	0.796	5	9.00	105	10
435-18-181K-RC	180	40	0.796	5	9.50	102	10
435-18-221K-RC	220	40	0.796	4	12.00	100	10
435-18-331K-RC	330	30	0.796	3	20.00	85	10
435-18-471K-RC	470	30	0.796	3	26.00	62	10
435-18-681K-RC	680	30	0.796	2	40.00	50	10
435-18-102K-RC	1000	30	0.796	2	50.00	30	10

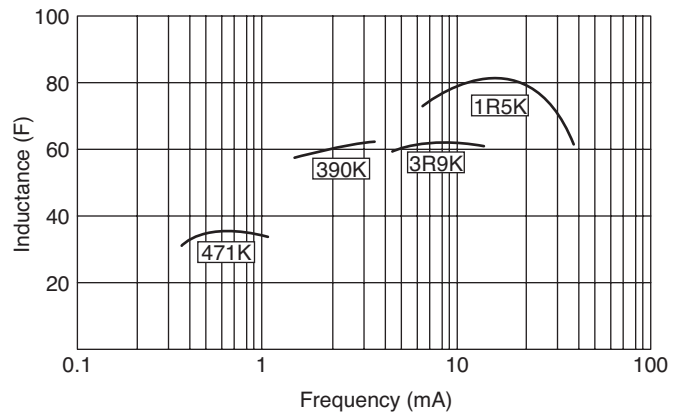
Dimensions: mm



Inductance Change-Temperature Characteristics



Q-Frequency Characteristics



■ Specifications:

- Type: magnetic shielded chip
- Temperature rise: 20°C (360°F) max. (against ambient temperature)
- Ambient temperature: 80°C (176°F) max.
- Operating temperature: -20~ +100°C (-4~ +212°F) including self-temperature rise
- Storage temperature: -20~ +100°C (-4~ +212°F)
- Terminal tensile strength: 1kg min.
- Current rating: value obtained when current flows & temperature has risen to 20°C (36°F) or when LC current flows & the initial value of inductance has fallen by 10%, whichever is smaller
- Resistance to soldering heat: 260°C (500°F) for 10 seconds
- Resistance to solvent: conforms to MIL-STD-202E
- RoHS Compliant