

SMD Molded Wound Chip inductor

AISM-1008



1.8 x .098 x .079mm

FEATURES:

- Highly reliable in sudden temperature and humidity change
- Resistant to mechanical shocks and high temperature
- Accurate dimensions for automatically surface mounted
- Low DCR and high current, suitable for power line application
- Wide range of inductance value

APPLICATIONS:

- xDSL, mobile base stations
- TVs, VCRs, digital cameras
- Automobile audio systems, ECU systems
- HDDs, ODDs

ELECTRICAL SPECIFICATIONS:

PARAMETERS

ABRACON P/N: AISM-1008-XXX

Operating Temperature: -40°C to + 105°C (Including self-temperature rise)

Storage Temperature: -40°C to + 105°C

Self Temperature Arising: <20°C

Rating Current: When the rating current flows, inductance should not drop more than 10%

Part No.	L (μ H)	Tolerance (%)	Q typ.	L, Q (MHz)	SRF (MHz)min.	DCR (Ω) max.	Idc* (mA)max.
AISM-1008-R01	0.01	J	15	100	2150	0.26	530
AISM-1008-R012	0.012	J	15	100	2050	0.27	500
AISM-1008-R015	0.015	J	15	100	2000	0.29	480
AISM-1008-R018	0.018	J	15	100	1850	0.31	450
AISM-1008-R022	0.022	J	15	100	1650	0.37	420
AISM-1008-R027	0.027	J	20	100	1550	0.40	410
AISM-1008-R033	0.033	J	20	100	1450	0.42	400
AISM-1008-R039	0.039	J	20	100	1350	0.45	380
AISM-1008-R047	0.047	J	20	100	1200	0.50	360
AISM-1008-R056	0.056	J	20	100	1100	0.60	340
AISM-1008-R068	0.068	J	20	100	1050	0.65	320
AISM-1008-R082	0.082	J	20	100	900	0.75	300
AISM-1008-R10	0.1	J	20	100	800	0.80	280
AISM-1008-R12	0.12	J	30	25.2	700	0.30	550
AISM-1008-R15	0.15	J	30	25.2	550	0.35	500
AISM-1008-R18	0.18	J	30	25.2	500	0.40	475
AISM-1008-R22	0.22	J	30	25.2	450	0.50	450
AISM-1008-R27	0.27	J	30	25.2	425	0.55	425
AISM-1008-R33	0.33	J	30	25.2	400	0.60	400
AISM-1008-R39	0.39	J	30	25.2	375	0.65	375
AISM-1008-R47	0.47	J	30	25.2	350	0.68	350
AISM-1008-R56	0.56	J	30	25.2	325	0.75	325
AISM-1008-R68	0.68	J	30	25.2	300	0.85	300
AISM-1008-R82	0.82	J	30	25.2	280	1.00	260
AISM-1008-1R0	1.0	J	30	7.96	245	1.10	245
AISM-1008-1R2	1.2	J	30	7.96	230	1.20	230

ABRACON IS
ISO 9001 : 08 9000
CERTIFIED



Visit www.abracon.com for Terms & Conditions of Sale Revised: 08.11.09
30332 Esperanza, Rancho Santa Margarita, California 92688
tel 949-546-8000 | fax 949-546-8001 | www.abracon.com

SMD Molded Wound Chip inductor

AI5M-1008



1.8 x .098 x .079mm

Part No.	L (µH)	Tolerance (%)	Q typ.	Test Freq. L, Q (MHz)	SRF (MHz)min.	DCR (Ω) max.	Idc* (mA)max.
AI5M-1008-1R5	1.5	J	30	7.96	182	1.30	220
AI5M-1008-1R8	1.8	J	30	7.96	135	1.45	210
AI5M-1008-2R2	2.2	J	30	7.96	105	1.55	200
AI5M-1008-2R7	2.7	J	30	7.96	70	1.70	195
AI5M-1008-3R3	3.3	J	30	7.96	55	1.90	185
AI5M-1008-3R9	3.9	J	30	7.96	48	2.1	180
AI5M-1008-4R7	4.7	J	30	7.96	43	2.3	175
AI5M-1008-5R6	5.6	J	25	7.96	42	2.5	170
AI5M-1008-6R8	6.8	J	25	7.96	39	2.7	165
AI5M-1008-8R2	8.2	J	25	7.96	36	3.05	160
AI5M-1008-100	10	J	25	2.52	33	3.5	155
AI5M-1008-120	12	J	25	2.52	30	3.8	150
AI5M-1008-150	15	J	25	2.52	26	4.4	140
AI5M-1008-180	18	J	25	2.52	24	4.8	130
AI5M-1008-220	22	J	25	2.52	22	5.5	125
AI5M-1008-270	27	J	25	2.52	21	6.3	115
AI5M-1008-330	33	J	25	2.52	20	7.1	110
AI5M-1008-390	39	J	20	2.52	18	9.5	90
AI5M-1008-470	47	J	20	2.52	17	11.1	80
AI5M-1008-560	56	J	20	2.52	16	12.1	75
AI5M-1008-680	68	J	20	2.52	15	16.6	70
AI5M-1008-820	82	J	20	2.52	13	19.0	66
AI5M-1008-101	100	J	15	0.796	12	21.0	60

Note:
 Tolerance : J=±5%
 * Rated current: Value obtained when current flows and the temperature has risen to 20°C or when DC current flows and the initial value of inductance has fallen by 10%, whichever is smaller.

OPTIONS AND PART IDENTIFICATION

AI5M -1008 - □□□J - □



ABRACON IS
 ISO 9001 / QS 9000
 CERTIFIED



Visit www.abracon.com for Terms & Conditions of Sale. Revised: 08.11.09
 30332 Esperanza, Rancho Santa Margarita, California 92688
 tel 949-546-8000 | fax 949-546-8001 | www.abracon.com

SMD Molded Wound Chip inductor

AIMS-1008



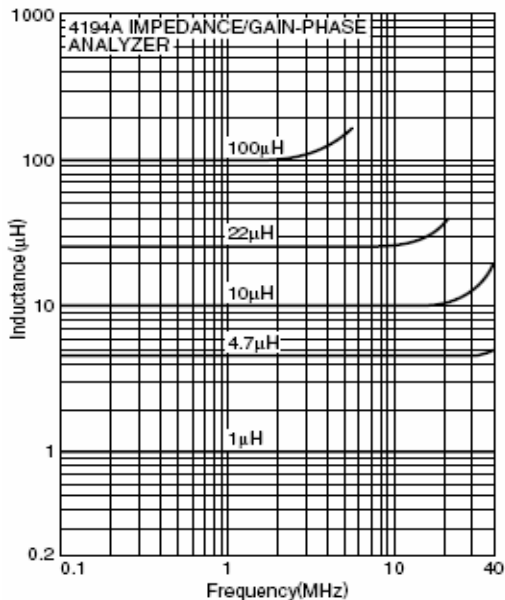
RoHS
Compliant



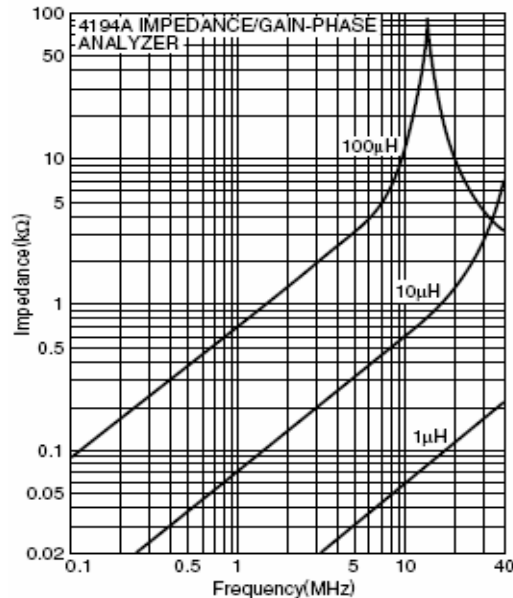
1.8 x .098 x .079mm

TEST PLOTS:

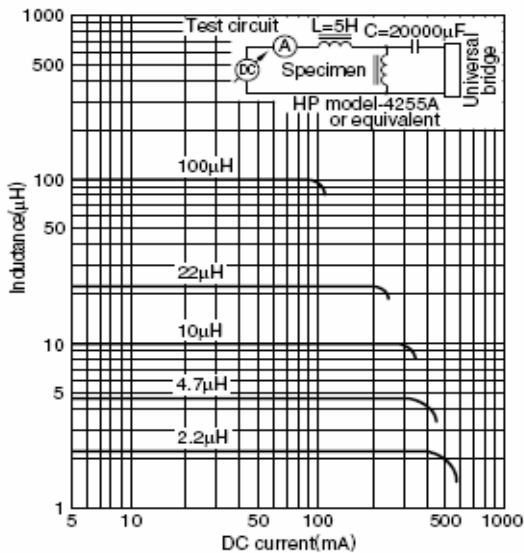
INDUCTANCE vs. FREQUENCY CHARACTERISTICS



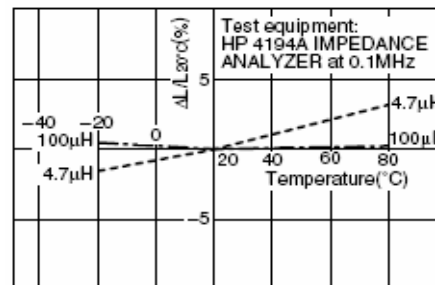
IMPEDANCE vs. FREQUENCY CHARACTERISTICS



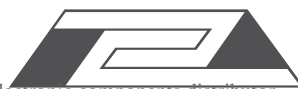

INDUCTANCE CHANGE vs. DC SUPERPOSITION CHARACTERISTICS



INDUCTANCE CHANGE vs. TEMPERATURE CHARACTERISTICS



Q vs. FREQUENCY CHARACTERISTICS




SMD Molded Wound Chip inductor

AIMS-1008

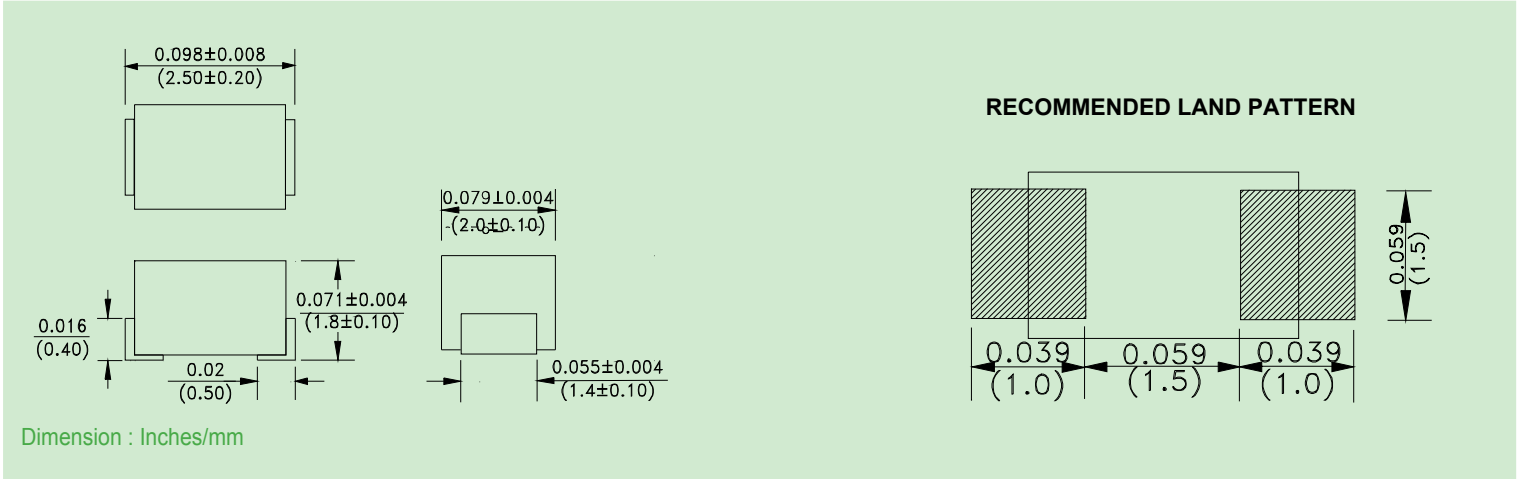


RoHS
Compliant

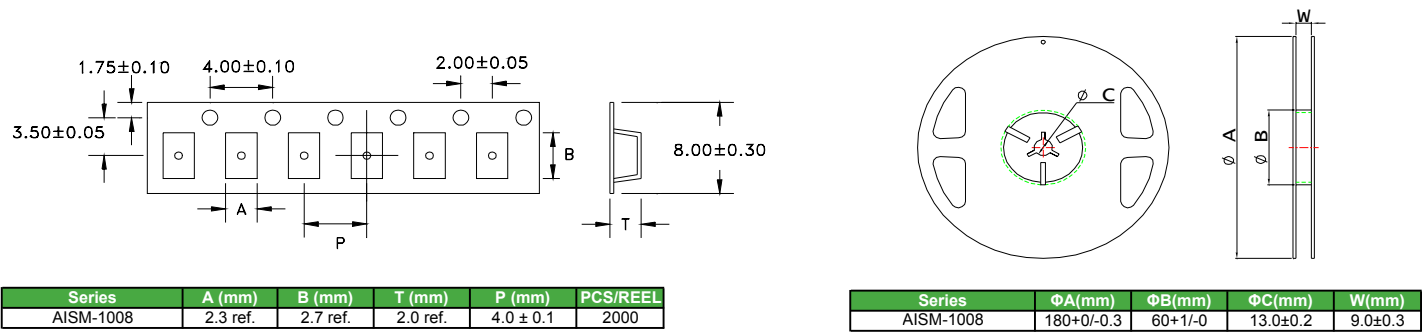


1.8 x .098 x .079mm

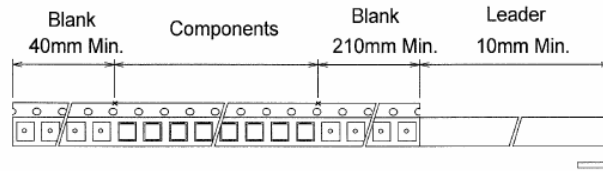
OUTLINE DRAWING:



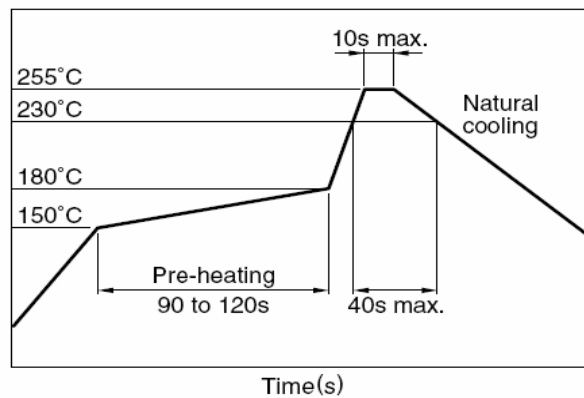
TAPE & REEL:



Dimension: mm



REFLOW PROFILE:



NOTE: Abracon manufactured products are intended for general commercial and industrial use. For applications requiring high reliability and/or presenting extreme operating environment, written consent & authorization from Abracon is required.

ABRACON IS
ISO 9001 / QS 9000
CERTIFIED



ABRACON
CORPORATION

Visit www.abracon.com for Terms & Conditions of Sale **Revised: 08.11.09**
30332 Esperanza, Rancho Santa Margarita, California 92688
tel 949-546-8000 | fax 949-546-8001 | www.abracon.com