


# Toroid, High Current, High Temperature, Radial Leaded


**FEATURES**

- Printed circuit mounting
- Toroid design reduces EMI
- Vertical or horizontal mounting to optimize P.C. board layout
- High temperature rating of 200 °C - no aging
- Compliant to RoHS directive 2002/95/EC


**RoHS**  
COMPLIANT

**APPLICATIONS**

- Switching power supplies
- EMI/RFI filtering
- Output chokes

STANDARD ELECTRICAL SPECIFICATIONS in inches [millimeters]									
IND. L <sub>0</sub> (μH)	TOLERANCE (%)	DCR (VERTICAL MOUNT)		DCR (HORIZONTAL MOUNT)		RATED CURRENT VERTICAL MOUNT (A) <sup>(1)</sup>	RATED CURRENT HORIZONTAL MOUNT (A) <sup>(1)</sup>	SATURATION CURRENT (A) <sup>(2)</sup>	LEAD DIAMETER D
		TYP. (Ω)	MAX. (Ω)	TYP. (Ω)	MAX. (Ω)				
0.39	20	0.0014	0.0016	0.0018	0.002	32.0	28.0	23	0.053 [1.346]
1.2	20	0.002	0.0023	0.0025	0.0028	25.5	22.5	12.5	0.053 [1.346]
1.5	20	0.0023	0.0026	0.0028	0.003	23.25	21.0	10.5	0.053 [1.346]
4.7	20	0.0064	0.0072	0.0072	0.008	11.9	11.25	5.9	0.042 [1.067]
10	20	0.0132	0.0145	0.015	0.0164	7.25	7.0	4.2	0.034 [0.864]
15	20	0.021	0.023	0.022	0.024	5.6	5.5	3.4	0.031 [0.787]
22	20	0.024	0.027	0.026	0.029	5.2	5.0	2.5	0.031 [0.787]
39	20	0.048	0.050	0.050	0.055	3.3	3.3	1.9	0.025 [0.635]
68	20	0.080	0.086	0.082	0.090	2.5	2.5	1.4	0.022 [0.559]
100	20	0.099	0.108	0.106	0.118	2.25	2.25	1.15	0.022 [0.559]

**Notes**

- Operating temperature (ambient + ΔT): - 55 °C to + 200 °C, inductance tested at 0.25 V<sub>RMS</sub>, 1 kHz, DCR tested at 25 °C ± 5 °C, all material rated at 200 °C
- (1) DC current that will cause an approx. ΔT of 40 °C
- (2) DC current that will cause L<sub>0</sub> to drop approx. 20 %

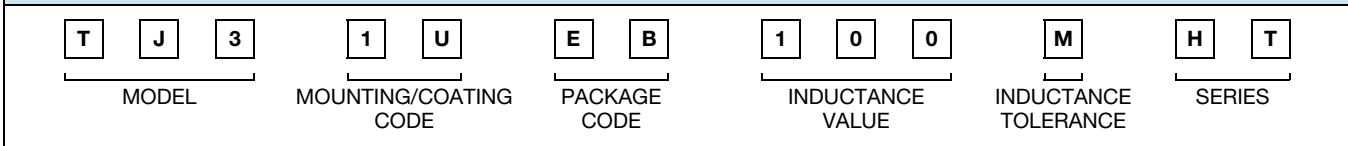
DIMENSIONS in inches [millimeters]	
<p><b>VERTICAL MOUNT</b> (Mounting/Coating Code - 1U)</p>	<p><b>HORIZONTAL MOUNT</b> (Mounting/Coating Code - 2U)</p>



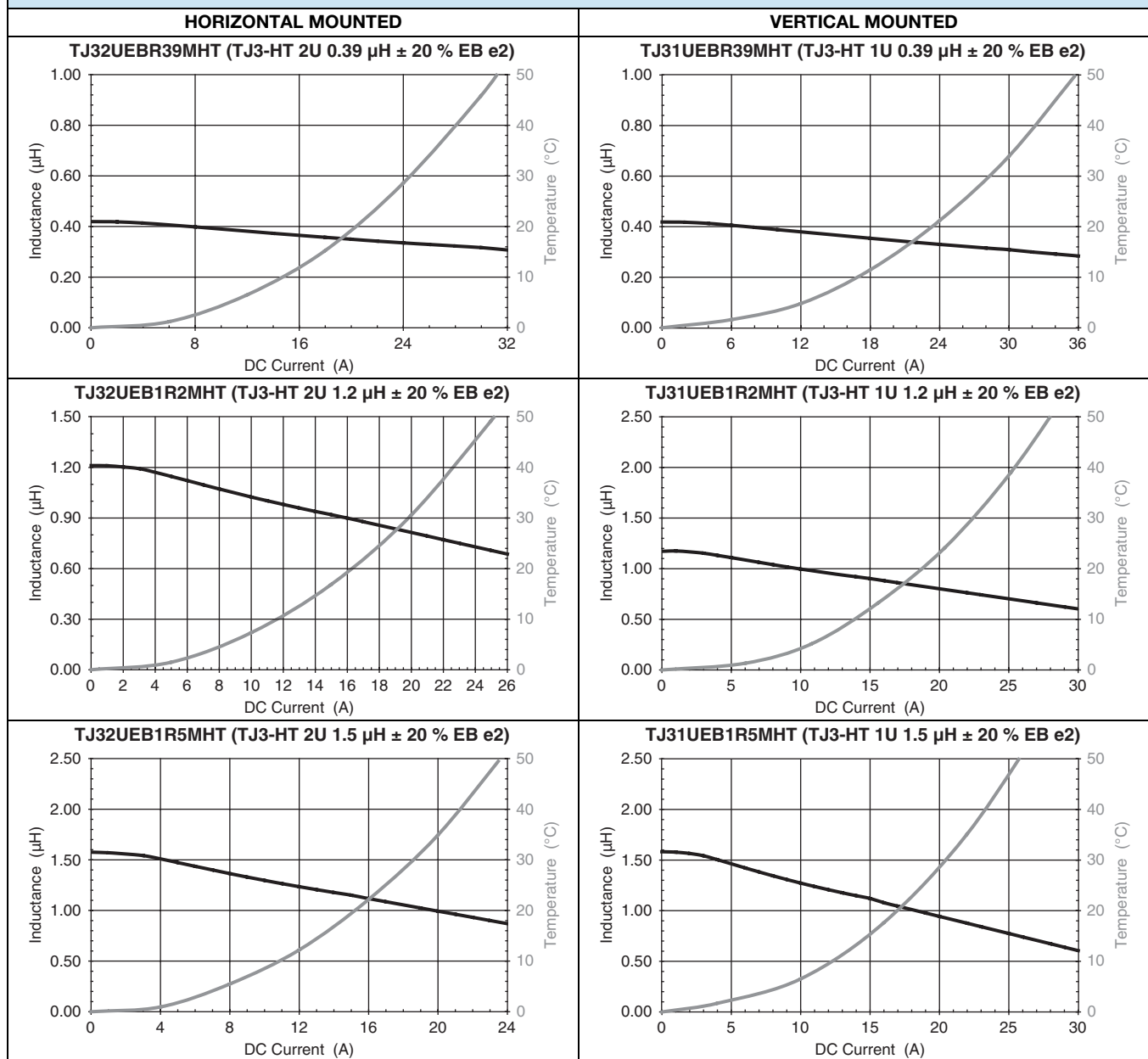
## ORDERING INFORMATION

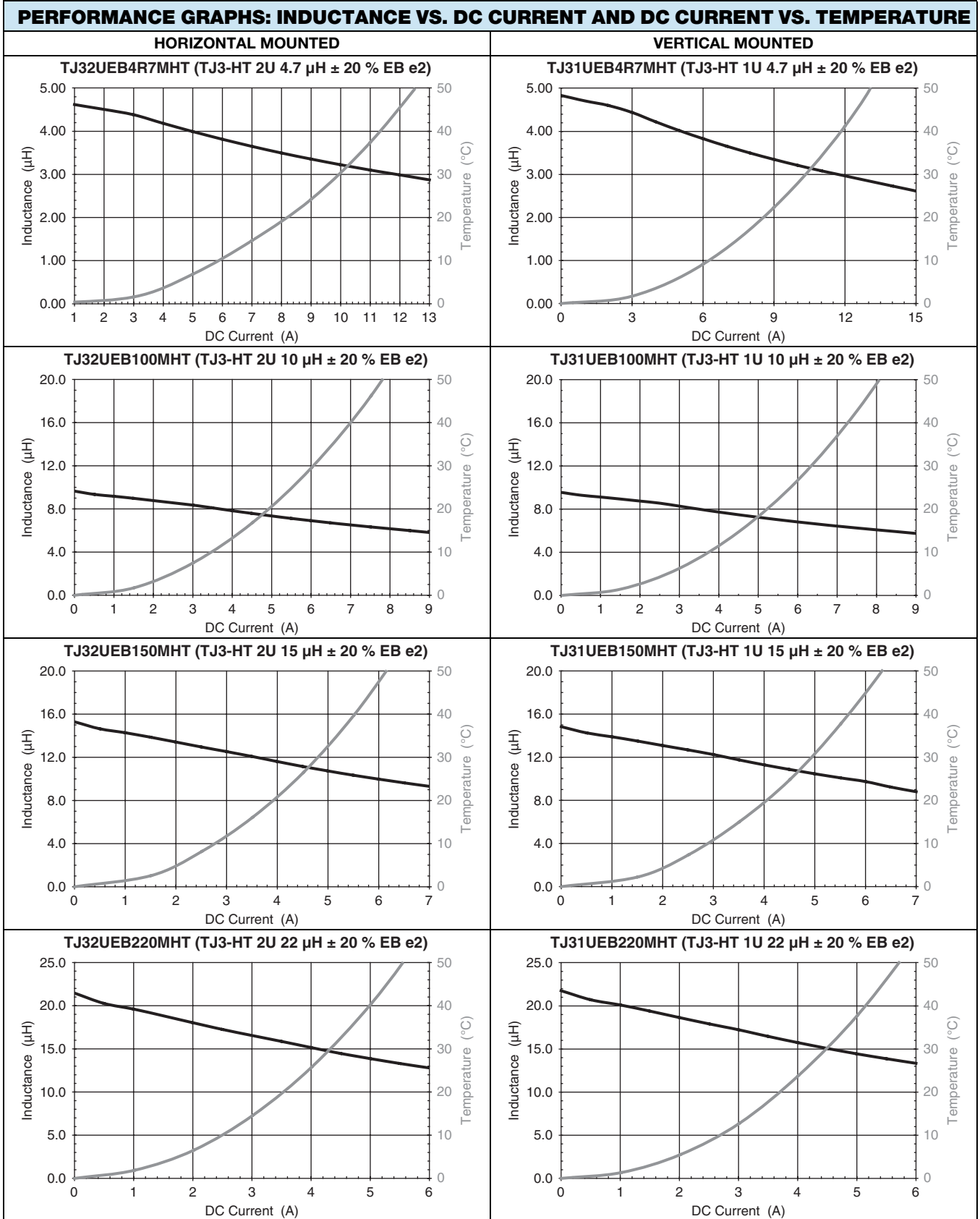
<b>TJ3-HT</b>	<b>1U</b>	<b>10 <math>\mu</math>H</b>	<b><math>\pm 20\%</math></b>	<b>EB</b>	<b>e2</b>
MODEL	MOUNTING/COATING CODE	INDUCTANCE VALUE	INDUCTANCE TOLERANCE	PACKAGE CODE	JEDEC LEAD (Pb)-FREE STANDARD

## GLOBAL PART NUMBER

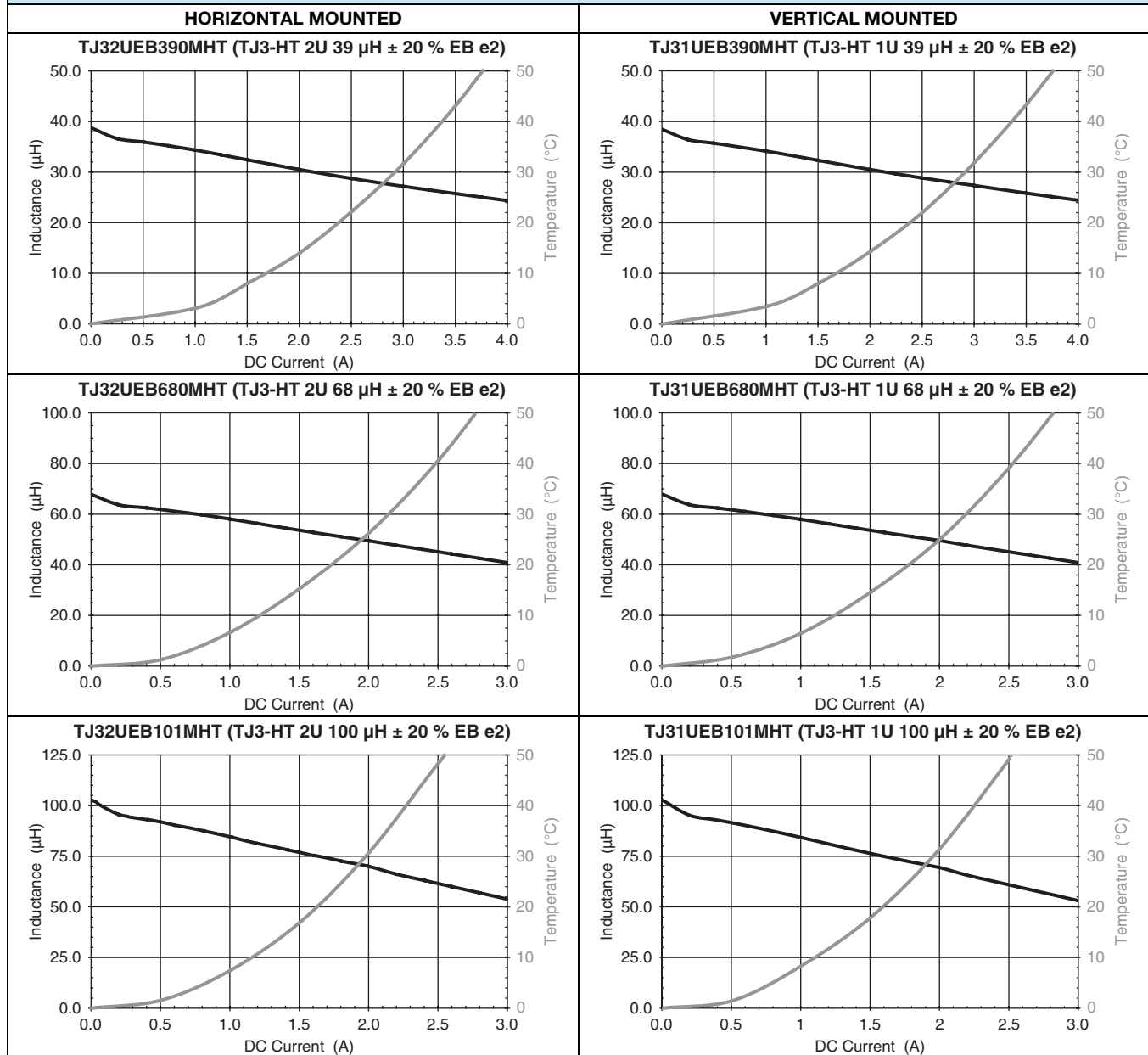


## PERFORMANCE GRAPHS: INDUCTANCE VS. DC CURRENT AND DC CURRENT VS. TEMPERATURE





## PERFORMANCE GRAPHS: INDUCTANCE VS. DC CURRENT AND DC CURRENT VS. TEMPERATURE





## Disclaimer

ALL PRODUCT, PRODUCT SPECIFICATIONS AND DATA ARE SUBJECT TO CHANGE WITHOUT NOTICE TO IMPROVE RELIABILITY, FUNCTION OR DESIGN OR OTHERWISE.

Vishay Intertechnology, Inc., its affiliates, agents, and employees, and all persons acting on its or their behalf (collectively, "Vishay"), disclaim any and all liability for any errors, inaccuracies or incompleteness contained in any datasheet or in any other disclosure relating to any product.

Vishay makes no warranty, representation or guarantee regarding the suitability of the products for any particular purpose or the continuing production of any product. To the maximum extent permitted by applicable law, Vishay disclaims (i) any and all liability arising out of the application or use of any product, (ii) any and all liability, including without limitation special, consequential or incidental damages, and (iii) any and all implied warranties, including warranties of fitness for particular purpose, non-infringement and merchantability.

Statements regarding the suitability of products for certain types of applications are based on Vishay's knowledge of typical requirements that are often placed on Vishay products in generic applications. Such statements are not binding statements about the suitability of products for a particular application. It is the customer's responsibility to validate that a particular product with the properties described in the product specification is suitable for use in a particular application. Parameters provided in datasheets and/or specifications may vary in different applications and performance may vary over time. All operating parameters, including typical parameters, must be validated for each customer application by the customer's technical experts. Product specifications do not expand or otherwise modify Vishay's terms and conditions of purchase, including but not limited to the warranty expressed therein.

Except as expressly indicated in writing, Vishay products are not designed for use in medical, life-saving, or life-sustaining applications or for any other application in which the failure of the Vishay product could result in personal injury or death. Customers using or selling Vishay products not expressly indicated for use in such applications do so at their own risk and agree to fully indemnify and hold Vishay and its distributors harmless from and against any and all claims, liabilities, expenses and damages arising or resulting in connection with such use or sale, including attorneys fees, even if such claim alleges that Vishay or its distributor was negligent regarding the design or manufacture of the part. Please contact authorized Vishay personnel to obtain written terms and conditions regarding products designed for such applications.

No license, express or implied, by estoppel or otherwise, to any intellectual property rights is granted by this document or by any conduct of Vishay. Product names and markings noted herein may be trademarks of their respective owners.