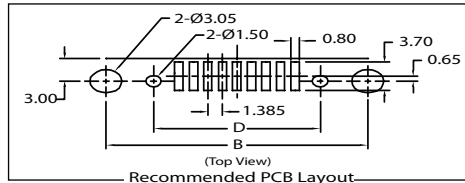
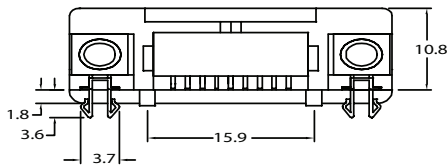
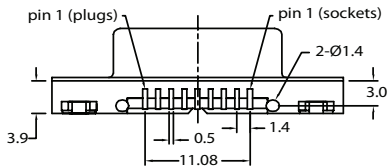
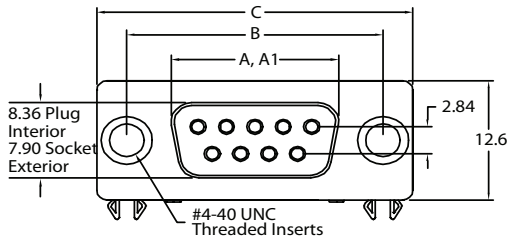


K202XHT Series Right Angle Surface Mount

Dimensions in mm



Shell Size	Dimensions (mm)				
	A	A1	B	C	D
9 (E)	±0.10 ±0.25	±0.10 ±0.25	±0.05 ±0.13	±0.15 ±0.38	±0.05 ±0.13
15 (E)	.643 16.33	.666 16.92	.984 24.99	1.213 30.81	.626 15.90
25 (B)	1.511 38.38	1.534 38.96	1.852 47.04	2.088 53.04	1.498 38.06

A = Exterior of Female Shell (S) A1 = Interior of Male Shell (P)

*Contact factory for specifications. 888-KYCON-22

D-SUBMINIATURE CONNECTORS

K202XHT Series

Documentation & Ordering Information

Kycon Part

Part Number Builder

K202XHT	-	B	-	S	-		
Series		Shell Size Contact		Contact Type		Mounting Options	Plating Option

Series

K202XHT - D-Subminiature Connector, Right Angle, Ultra Short Footprint, Surface Mount, Reflow Compatible

Shell Size-Contact Option

E - 9 Contacts
B - 25 Contacts
E - 15 Contacts (High Density)

Contact Type

P - Pin Contact (Plug)
S - Socket Contact (Receptacle)

Mounting Option

L - With round Latch
N - With Board Locks and (4-40) Riveted Threaded Inserts
NJ - With Board Locks, Riveted Threaded Inserts, and (4-40) Hex. Jack Screws Assembled to Connector

Plating Option

Blank - Gold Flash
15 - 15µ" Gold
30 - 30µ" Gold