

4

3

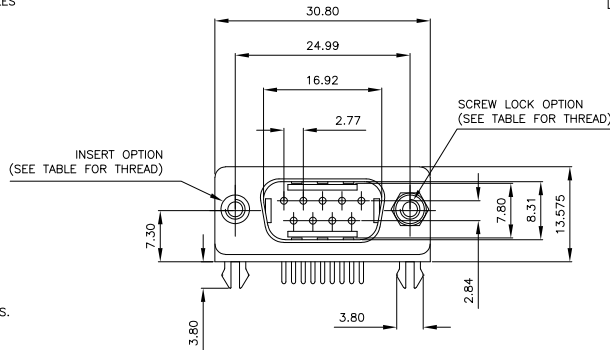
2

1

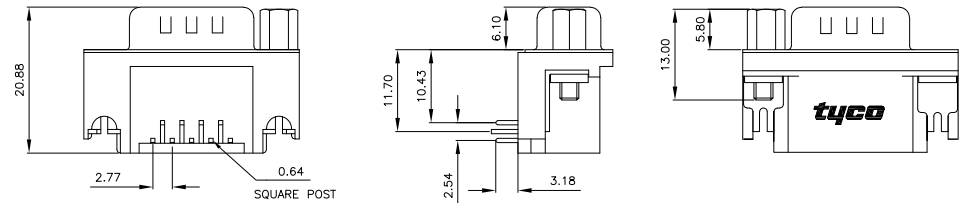
THIS DRAWING IS UNPUBLISHED. RELEASED FOR PUBLICATION
 © COPYRIGHT - By - ALL RIGHTS RESERVED.

LOC	DIST	REVISIONS			
P	LTR	DESCRIPTION	DATE	DWN	APVD
B2		REVISED PER ECO-11-005150	21MAR11	RK	HMR

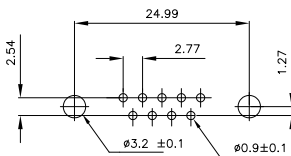
- NOTES:
- FOR LOCAL DATA REFER TO YOUR LOCAL TE CONNECTIVITY SALES OFFICE.
 - ALL DIMENSIONS ARE NOMINAL FOR REFERENCE ONLY UNLESS OTHERWISE STATED.
 - MATERIAL : THERMOPLASTIC, UL94V-0
 HOUSING : BLACK COLOR
 CONTACTS : BRASS
 SHELL : STEEL
 BOARDLOCK : BRASS
 SCREW : BRASS
 - FINISH :
 CONTACT : 0.38µm MIN. GOLD PLATED ON CONTACT AREA
 2.54µm MIN. TIN PLATED ON SOLDERTAILS
 1.27µm MIN. NICKEL UNDERPLATED OVERALL
 SHELL : 1.52µm MIN. TIN PLATED
 BOARD LOCK : 1.52µm MIN. TIN PLATED
 SCREW : 1.27µm MIN. NICKEL PLATED.
 - CHARACTERISTICS
 CURRENT RATING : 5A
 INSULATION RESISTANCE : 1000MOHMS MIN, 500VDC FOR 2MINS.
 TEMPERATURE RATING : -55DEGC ~ +105DEGC
 VOLTAGE RATING : 250VDC



△ OBSOLETE PARTS: OBSOLETE CIS STREAMLINING PER D.RENAUD/D.SINISI



P.C.B. LAYOUT



△ OBSOLETE	9 WAY D PLUG WITH BOARD LOCKS & 2 x M3 SCREW LOCKS, 0.38µm GOLD, RIGHT ANGLE	4-1634580-2
	9 WAY D PLUG WITH BOARD LOCKS & 2 x 4-40 SCREW LOCKS, 0.38µm GOLD, RIGHT ANGLE	3-1634580-2
△ OBSOLETE	9 WAY D PLUG WITH BOARD LOCKS & 2 x M3 INSERTS, 0.38µm GOLD, RIGHT ANGLE	2-1634580-2
	9 WAY D PLUG WITH BOARD LOCKS & 2 x 4-40 INSERTS, 0.38µm GOLD, RIGHT ANGLE	1-1634580-2

THIS DRAWING IS A CONTROLLED DOCUMENT.		DWN J.SANDWELL 15SEP2003		
DIMENSIONS: mm		CHK S.EBBUTT 15SEP2003		
TOLERANCES UNLESS OTHERWISE SPECIFIED:		APVD F.WHEELER-KING 15SEP2003	NAME	
0 PLC ± -		PRODUCT SPEC	9 WAY D-SUB PLUG WITH BOARD LOCK	
1 PLC ± -		APPLICATION SPEC	-	
2 PLC ± -		WEIGHT	-	
3 PLC ± -		SIZE	A3	
4 PLC ± -		CAGE CODE	00779	
ANGLES ± -		DRAWING NO	C-1634580	
FINISH		RESTRICTED TO	-	
MATERIAL SEE NOTE		CUSTOMER DRAWING	SCALE NTS	SHEET 1 OF 2
				REV B2

4

3

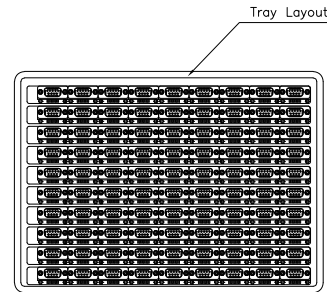
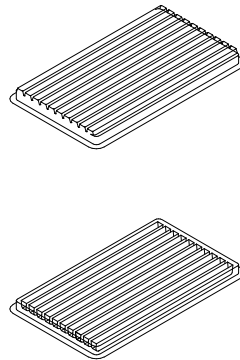
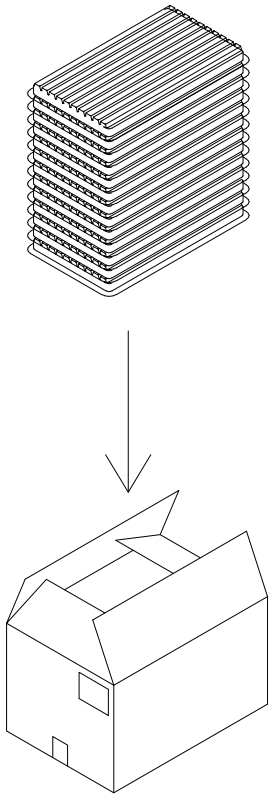
2

1

THIS DRAWING IS UNPUBLISHED. RELEASED FOR PUBLICATION
 © COPYRIGHT - By - ALL RIGHTS RESERVED.

LOC	DIST	REVISIONS			
P	LTR	DESCRIPTION	DATE	DWN	APVD
-	-	SEE SHEET 1	-	-	-

NOTES:
 1. DIMENSION:
 TRAY: L=310, W=220, H=23
 SHIPPING BOX: L=335, W=230, H=320
 2. QUANTITY:
 90 PCS/TRAY
 13 TRAY/SHIPPING BOX



THIS DRAWING IS A CONTROLLED DOCUMENT.		DWN J. SANDWELL 15SEP2003	TE Connectivity		
DIMENSIONS: mm		CHK S. EBUTT 15SEP2003			
		APVD F. WHEELER-KING 15SEP2003	NAME 9 WAY D-SUB PLUG WITH BOARD LOCK		
TOLERANCES UNLESS OTHERWISE SPECIFIED: 0 PLC ±.05 1 PLC ±.05 2 PLC ±.05 3 PLC ±.05 4 PLC ±.05 ANGLES ±.05		PRODUCT SPEC APPLICATION SPEC WEIGHT	SIZE A3	CAGE CODE 00779	DRAWING NO 1634580
MATERIAL SEE NOTE		FINISH	RESTRICTED TO		
		CUSTOMER DRAWING	SCALE NTS	SHEET 2 of 2	REV B2