

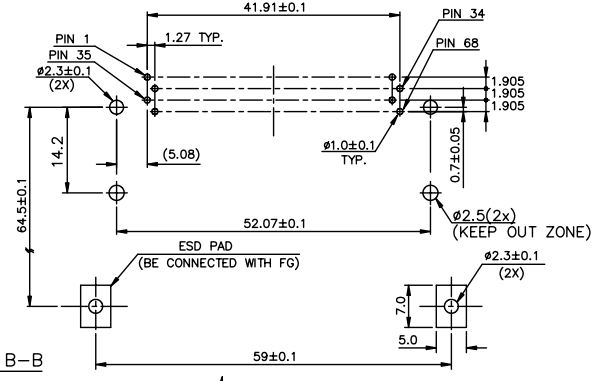
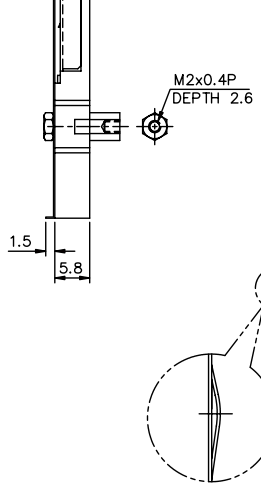
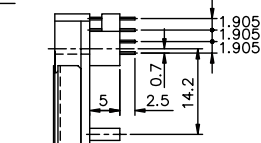
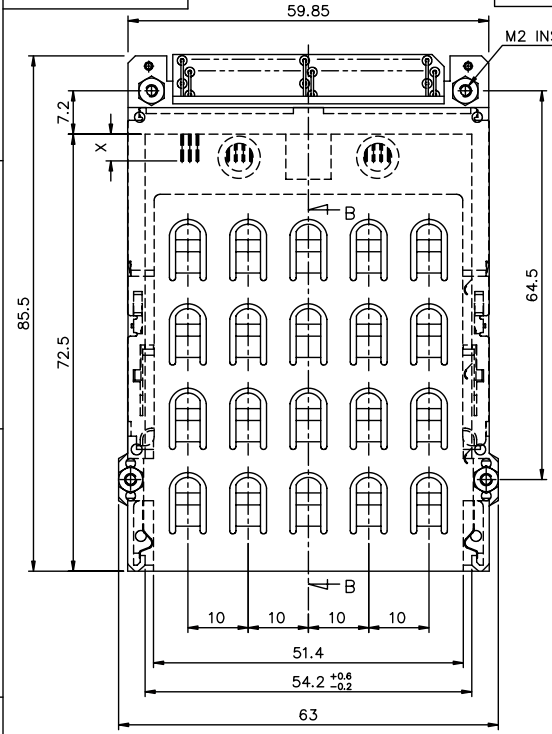
PRODUCT NO.	
54083-050	
54083-050LF	

DIM "X"

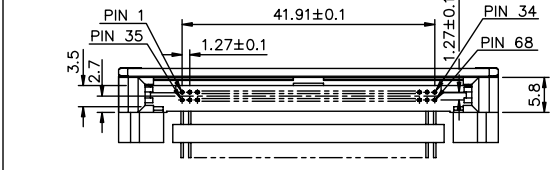
4.25±0.1	3.5±0.1	5.0±0.1
OTHERS	36,67	1,17,34,35,51,68

NOTES:

- EJECT FORCE : 3.5 Kg MAX.
- MATERIAL
  - 2.1 HEADER ASS'Y:
    - PLASTIC :HOUSING ...LCP UL94V-0 BLACK
    - :LOCATOR ...G.F. 6/6 NYLON UL94-V0 BLACK
  - PIN :COPPER ALLOY
- EJECT MECHANISM ASS'Y:
  - PLASTIC :GUIDE:POLYPHTHARAMID UL94V-0 BLACK
  - PLATE :STAINLESS
  - EMI CONTACT:PHOSPHOR BRONZE
  - MATEL SHIELD: SUS304, t=0.2
- FINISH (PIN)
  - UNDER PLATING :0.5um MIN. Ni
  - CONTACT AREA :0.1um MIN. GOLD OVER 0.5um MIN. Pd-Ni
  - SOLDER TAIL(TIN LEAD OPTION): 2.5um MIN. Sn-Pb
  - SOLDER TAIL(LEAD FREE OPTION): 2.5um MIN. PURE TIN
- IF LEAD FREE P/N.THE HOUSING WILL WITHSTAND EXPOSURE TO 260°C PEAK TEMPERATURE FOR 10 SECONDS IN A WAVE SOLDER APPLICATION WITH A 1.00MM MINIMUM THICK CIRCUIT BOARD.
- IF LEAD FREE P/N.THE PRODUCT MEETS EUROPEAN UNION DIRECTIVES AND OTHER COUNTRY REGULATIONS AS DISCRIBLED IN GS-22-008
- LEAD FREE P/N PACKAGING MEETS GS-14-920 SPECIFICATION



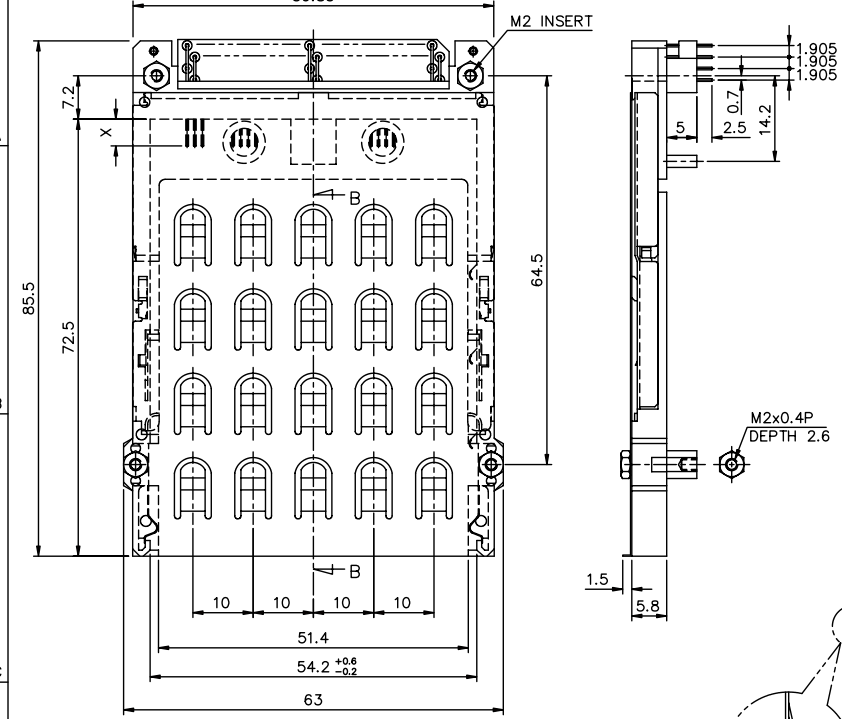
4 CARD INSERTION DIRECTION



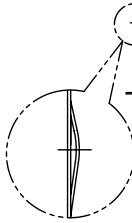
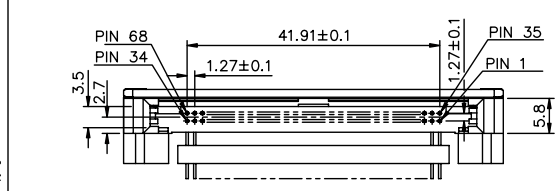
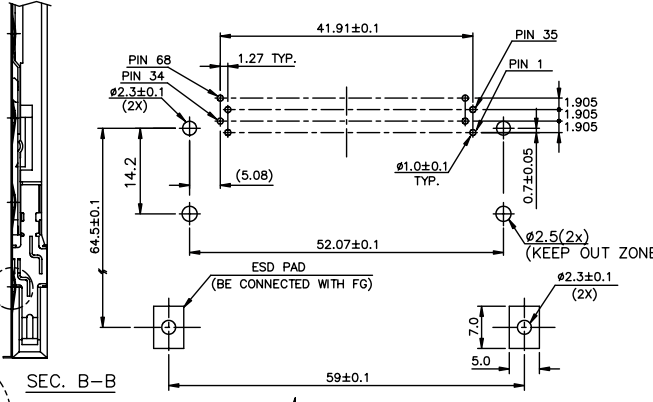
mat'l code		tolerance unless otherwise specified		CUSTOMER		ELECTRONICS	
COPY		±0.30		FCI		R/A EJECTOR HEADER	
rev.	ecn no.	dr	date	linear	projection	title	
A	T00148	W	05/23/00			68POS. TYP 1/2/3	
B	T00217	W	07/13/00			product family : PCMCIA	
C	T00276	W	09/07/00	angles		code	
D	N05-0048	W	02/21/05	dr	WENDY CHEN	TWN	
E	N06-0031	M	01/28/06	engr	STELAR CHU	sheet	
				chr	JOSEPH HSA	1 OF 2	
				appd	JOSEPH HSA		
sheet	revision	E	E	unit	mm/inch	size	dwg no.
index	sheet	1	2	scale		A3	54083

Tous droits réservés. Reproduction ou communication de ces plans sans l'autorisation écrite de FCI ELECTRONICS. Propriété de FCI ELECTRONICS. Droits de reproduction FCI ELECTRONICS by  
 All rights reserved. Reproduction or issues to third parties in any form without the written authority from the proprietor. Property of FCI ELECTRONICS. Copyright FCI ELECTRONICS by

PRODUCT NO.	DIM "X"		
54083-550	4.25±0.1	3.5±0.1	5.0±0.1
54083-550LF	OTHERS	36,67	1,17,34,35,51,68



- 54083-X X X X
- OPTIONAL LEED FREE NONE : N O  
LF : YES
  - OPTIONAL HOLD DOWN NONE : N O  
H : YES (SEE FIGURE OF -xxxH)
  - SOLDER TAIL 0 : R/A (FOR LOWER & SINGLE)  
1 : SMT STAGGERED (FOR LOWER ONLY)  
2 : SMT IN LINE (FOR LOWER ONLY)  
5 : R/A (FOR UPPER ONLY)
  - STAND OFF 0 : 0mm  
2 : 2mm  
4 : 4mm  
5 : 5mm
  - MOUNTING STYLE 0 : TOP MOUNTING  
5 : BOTTOM MOUNTING



4 CARD INSERTION DIRECTION

mat'l code	tolerance unless otherwise specified	CUSTOMER COPY	FCI ELECTRONICS	
rev. ecn no. dr date	linear ±0.30	projection	title R/A EJECTOR HEADER 68POS. TYP 1/2/3	
	angles ± 2°	unit	product family : PCMCIA	code
dr WENDY CHEN 05/23/00		mm/inch	size	TWN
enrg STELAR CHU 05/23/00		scale	dwg no. 54083	sheet 2 of 2
chr JOSEPH HSA 05/23/00				
appd JOSEPH HSA 05/23/00				
sheet revision				
index sheet				