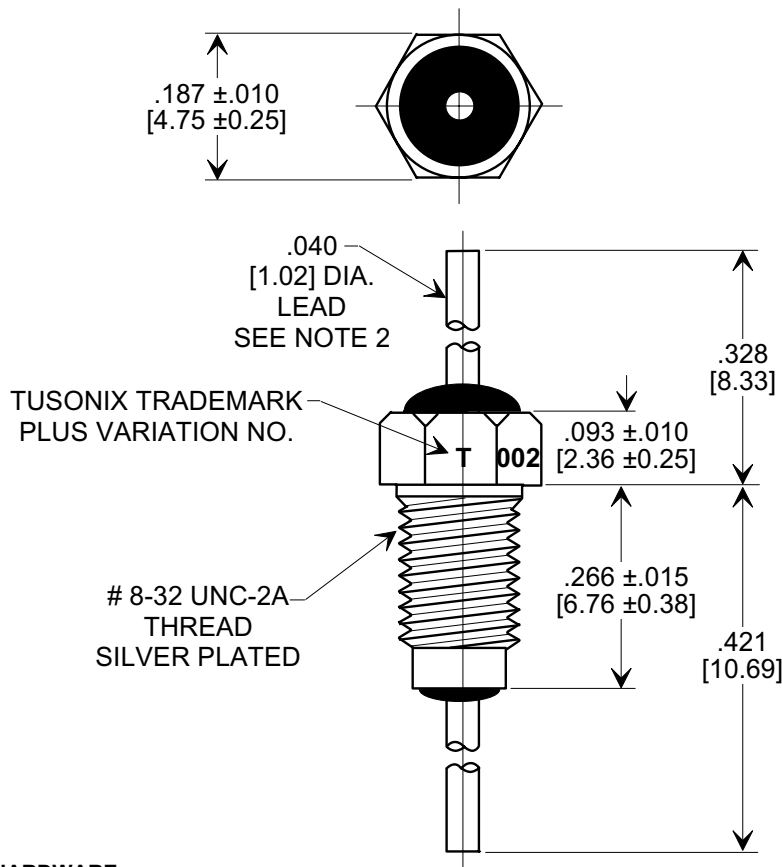
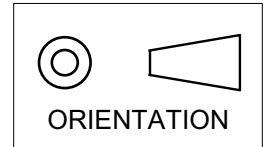


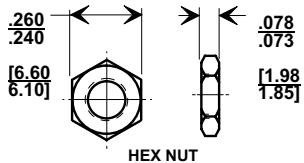
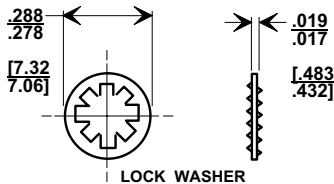
# MARKETING SALES DRAWING

**DIMENSIONS IN INCHES - DO NOT SCALE THIS DRAWING**  
**DIMENSIONS IN METRIC - [ ]**

Electrical Testing  
 per Tusonix standard  
 test plans and Mil-Std-202  
 Test Methods.



### MOUNTING HARDWARE



### NOTES:

- TUSONIX STANDARD PART NUMBER: 4404-002.  
 TUSONIX RoHS COMPLIANT PART NUMBER: 4404-002 LF.  
 CUSTOMER MUST SPECIFY STANDARD OR RoHS PART NUMBER WHEN ORDERING.
- LEAD FINISH: SILVER PLATED.
- PART MARKING: TRADEMARK AND VARIATION NUMBER ON HEX FLATS.  
 STANDARD PART: BLACK INK. RoHS PART: GREEN INK.
- SUPPLIED WITH SILVER PLATED HEX NUT AND INTERNAL TOOTH LOCK WASHER.
- MAX. RECOMMENDED MOUNTING TORQUE: 2.0 Lb.-IN.
- MAX. RECOMMENDED SOLDERING TEMPERATURE: 260°C.
- OPERATING TEMPERATURE RANGE: -55°C TO +125°C.

4404	002	50,000	100	10A	15	24	34	41	45	50	60
STYLE	VAR.	MIN. CAP.(pf)	+125 °C	DC CURRENT (AMPS)	1 MHz	3 MHz	10 MHz	30 MHz	100 MHz	300 MHz	1GHz
			DC WORKING VOLTAGE		MINIMUM NO LOAD INSERTION LOSS (dB) AT 25°C PER MIL-STD-220						

X-2015 Rev-0

<b>REVISION RECORD</b>	Original Release	0
	C.O. 950201-2	
	HARDWARE, NOTES & CAP CHART: S.M. 02-24-95	
	RE-ISSUE 950201-2	1
ADDED TOLS: 4 PLCS. MIN. INS. LOSS WAS REF. S.M. 11-02-99		
19991029-3-02	2	
ADDED & REVISED NOTES. S.M. 10-28-05		
20051026-6-03	3	

--TOLERANCES-- Unless Otherwise Specified		Title <b>BUSHING STYLE EMI FILTER</b>	
DECIMAL ± .031 [0.79]		Drawn S. M. 02-14-95	
ANGLES ±		Approved O. S. 02-14-95	
<b>TUSONIX</b> TUCSON, ARIZONA		<b>A</b>	<b>4404-002</b>