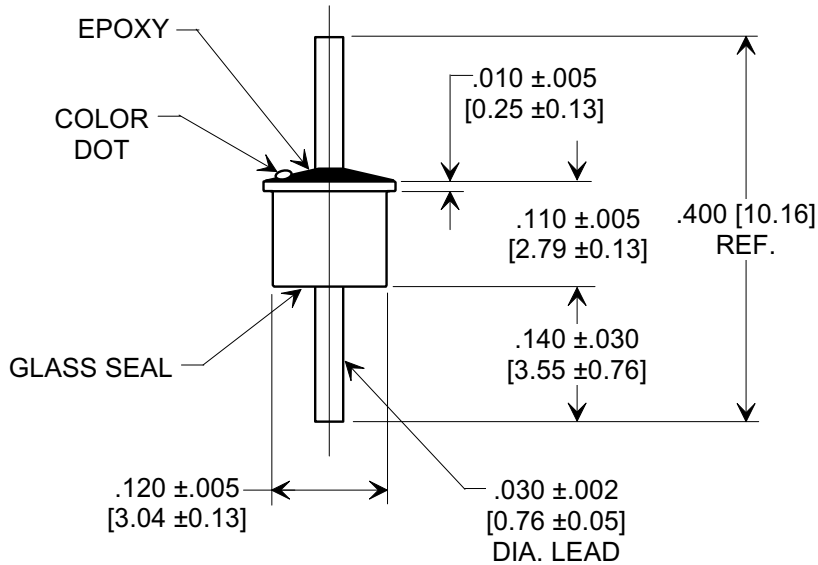
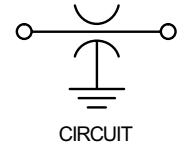
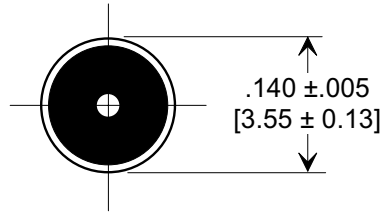
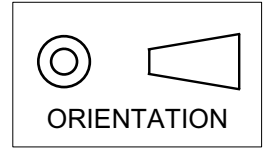


MARKETING SALES DRAWING
 DIMENSIONS IN INCHES - DO NOT SCALE THIS DRAWING
 DIMENSIONS IN METRIC - []

Electrical Testing
 per Tusonix standard
 test plans and Mil-Std-202
 Test Methods.



NOTES:

1. Operating temperature range: -55°C to +125°C.
2. Gold plated case and lead.
3. Epoxy sealed on opposite end from glass seal.
4. Max. recommended soldering temperature: 260°C.
See installation recommendations.
5. Tusonix Standard part number: 4305-007.
Tusonix RoHS compliant part number: 4305-007 LF.
Customer must specify Standard or RoHS part number when ordering.
6. RoHS compliant part marked with additional dark green dot for identification.

Cx (pF)	TOL.	DC WORKING VOLTAGE		DC CURRENT (AMPS)	I.R. MIN.	D.W.V.	MIN. NO LOAD INSERTION LOSS (dB) @ 25° C PER MIL-STD-220					COLOR CODE
		85°C	125°C				1 MHz	10 MHz	100 MHz	1GHz	10 GHz	
250	-0% +100%	300	200	5	10 G	500 VDC	---	---	5	22	30	YELLOW / YELLOW

X-2015 Rev-0 REVISION RECORD Original Release C.O. 20030110-5-13 TOL. WAS GWV. S.M. 03-05-03 20030305-1-10 ADDED NOTES 5 & 6. S.M. 06-01-05 20050513-4-56	0	1	2	--TOLERANCES-- Unless Otherwise Specified DECIMAL ± ANGLES ±	Title SOLDER MOUNT EMI FILTER	
	Drawn S.M. 01-28-03 Scale 5 X					
	Approved T.C. 01-28-03					
	TUSONIX TUCSON, ARIZONA		A 4305-007			

X-2015 Rev-0