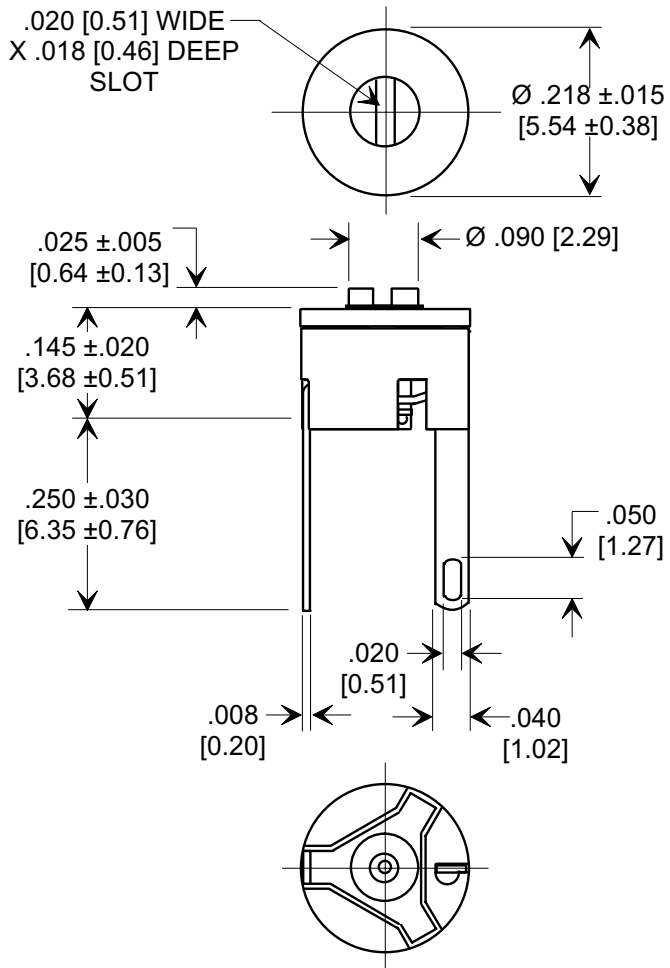
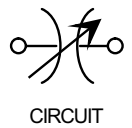
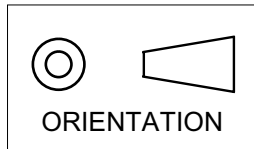


This drawing is the property of Tusonix, Inc., and may not be used, reproduced, published or disclosed to others without expressed authorization by Tusonix Inc.

**Electrical Testing**  
per Tusonix standard  
test plans and Mil-Std-202  
Test Methods.

**MARKETING SALES DRAWING**  
**DIMENSIONS IN INCHES - DO NOT SCALE THIS DRAWING**  
**DIMENSIONS IN METRIC - [ ]**



**SPECIFICATIONS**

TUSONIX STYLE:	528-000
VALUE:	3.5 - 10 pF
VALUE TOL.:	MIN. +10%, MAX. -10%, +100%
DIELECTRIC TYPE CODE:	A
RATING:	100 VDC @ 125°C
OPERATING RANGE:	-55°C TO + 125°C
DIELECTRIC STRENGTH:	200 VDC 1-5 SECONDS
INSULATION RESISTANCE:	10 GOHM MIN.
TO TUSONIX SPEC. UNLESS STATED OTHERWISE	

**NOTES:**

1. TUSONIX STANDARD  
PART NUMBER: 0528 000 A 3.5-10.  
TUSONIX RoHS COMPLIANT  
PART NUMBER: 0528 000 A 3.5-10 LF.  
CUSTOMER MUST SPECIFY STANDARD  
OR RoHS PART NUMBER WHEN ORDERING.
2. ALL METAL PARTS SILVER PLATED.
3. PART MARKING: STANDARD PART, BLACK  
INK; RoHS PART, GREEN INK.

FOR DIMENSIONS ≤ .125"/3.18mm,  
TOLERANCE IS ±.015"/0.38mm.  
FOR DIMENSIONS ≥ .126"/3.20mm,  
TOLERANCE IS ±.030"/0.76mm.

X-2015 Rev-0

REVISION RECORD	0
Original Release	C.O. 20030731-2-1
ADDED & REVISED NOTES.	S.M. 11-14-06
	20061113-1-01

TOLERANCES unless otherwise specified	Title	
2 PLC. DECIMAL ±	<b>MINIATURE CERAMIC TRIMMER</b>	
3 PLC. DECIMAL ±		
ANGLES ±	Drawn S.M. 07-31-03	Scale 4 X
<b>TUSONIX</b> TUCSON, ARIZONA	Approved T.C. 07-31-03	
	<b>A</b>	<b>528-000 A 3.5-10</b>