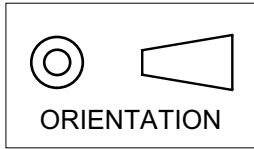
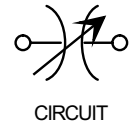
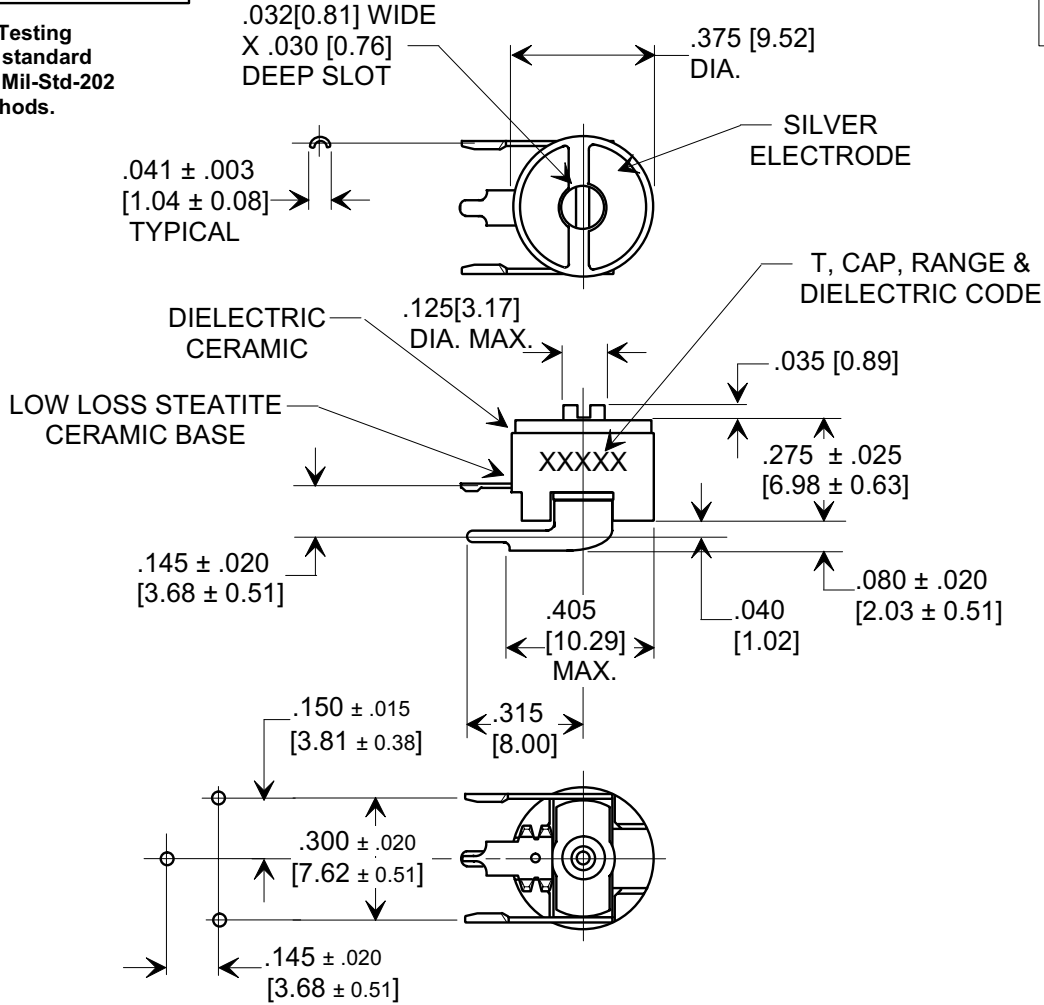


This drawing is the property of Tusonix, Inc., and may not be used, reproduced, published or disclosed to others without expressed authorization by Tusonix Inc.

MARKETING SALES DRAWING
DIMENSIONS IN INCHES - DO NOT SCALE THIS DRAWING
DIMENSIONS IN METRIC - []



Electrical Testing
per Tusonix standard
test plans and Mil-Std-202
Test Methods.



RECOMMENDED MOUNTING HOLE LAYOUT

NOTES:

1. TUSONIX STANDARD
 PART NUMBER: 0538 006 A 5.5-18.
 TUSONIX RoHS COMPLIANT
 PART NUMBER: 0538 006 A 5.5-18 LF.
 CUSTOMER MUST SPECIFY STANDARD OR RoHS PART NUMBER WHEN ORDERING.
2. ALL METAL PARTS SILVER PLATED.
3. PART MARKING: TUSONIX TRADEMARK, CAPACITANCE RANGE, AND DIELECTRIC CODE; STANDARD PART, BLACK INK; RoHS PART, GREEN INK.

SPECIFICATIONS

TUSONIX PART NO.	538-006 A 5.5 - 18
Capacitance Range:	5.5 - 18 pF
Capacitance Tolerance:	MIN: +10% , MAX: -10%
Temperature Characteristic:	DIELECTRIC CODE A
Working Voltage:	350 VDC AT +85°C 200 VDC AT +125°C
Operating Temperature Range:	-55°C TO + 125°C
To Tusonix Specifications Unless Stated Otherwise	

X-2015 Rev-0

REVISION RECORD Original Release C.O. 19990615-5-01 DIM'S IN METRIC, & NOTES 1-3 ADDED L.E. 04-11-06 20060406-2-03	0	1	TOLERANCES unless otherwise specified 2 PLC. DECIMAL ± // // 3 PLC. DECIMAL ± .010 [0.25]	Title CERAMIC TRIMMER		
			ANGLES ± // //	Drawn S.M. 06-17-99	Scale 2 X	
			TUSONIX TUCSON, ARIZONA	Approved H.R. 06-17-99		
			A	538-006 A 5.5 - 18		