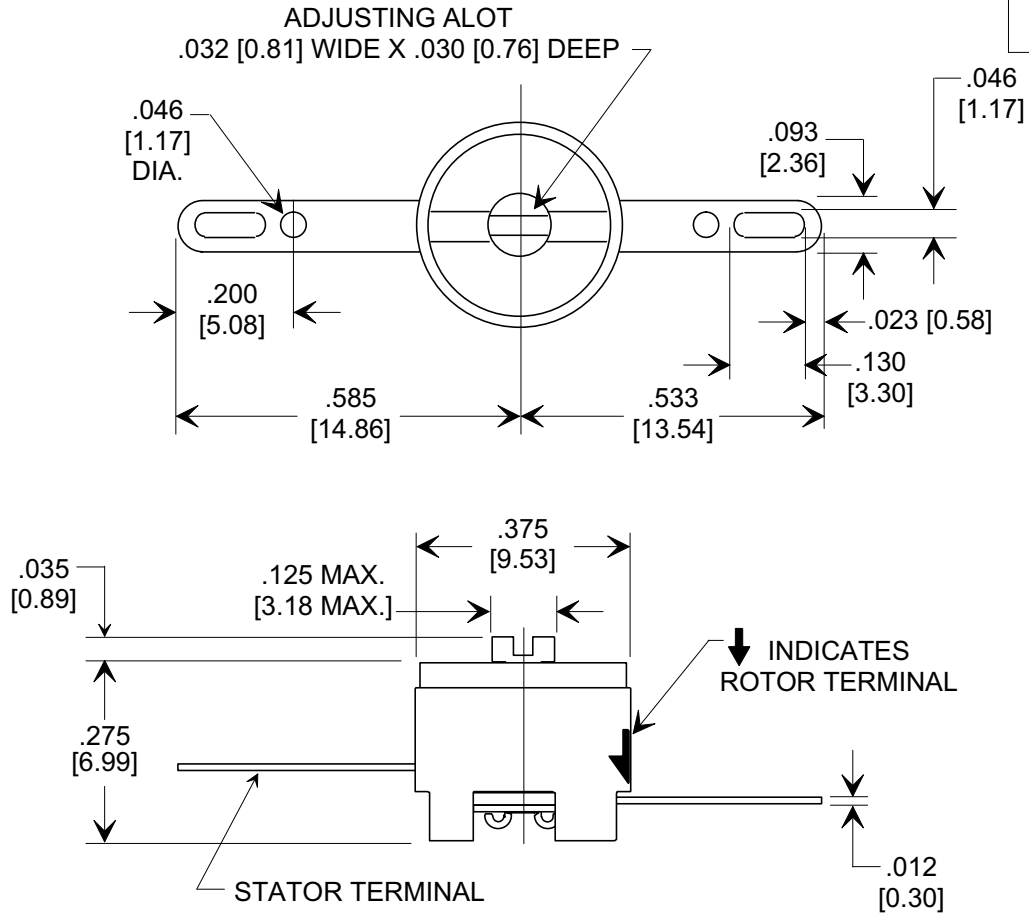
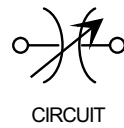
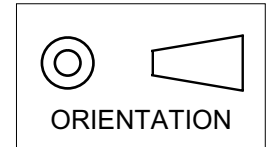


Electrical Testing
per Tusonix standard
test plans and Mil-Std-202
Test Methods.

MARKETING SALES DRAWING
DIMENSIONS IN INCHES - DO NOT SCALE THIS DRAWING
DIMENSIONS IN METRIC - []



SPECIFICATIONS

TUSONIX STYLE	538-000
Capacitance Range:	5.5 - 18 pF
Capacitance Tolerance:	MIN: +10% , MAX: -10% +100%
Temperature Characteristic:	DIELECTRIC CODE A
Working Voltage:	350 VDC AT +85°C 200 VDC AT +125°C
DWV	500 VDC
I.R. MIN. @ 25 °C	10 G Ω
Operating Temperature Range:	-55°C TO + 125°C
To Tusonix Spec Unless Stated Otherwise	

NOTE:
ALL METAL PARTS SILVER PLATED.

FOR DIMENSIONS ≤ .125"/3.18mm,
TOLERANCE IS ±.015"/0.38mm.
FOR DIMENSIONS ≥ .126"/3.20mm,
TOLERANCE IS ±.030"/0.76mm.

X-2015 Rev-0 REVISION RECORD Original Release C.O. 20040525-2-02	TOLERANCES unless otherwise specified 2 PLC. DECIMAL ± 3 PLC. DECIMAL ±		Title CERAMIC TRIMMER	
	ANGLES ±		Drawn S.M. 05-25-04	
	TUSONIX TUCSON, ARIZONA		Approved T.C. 05-25-04	
			A	538-000 A 5.5 - 18