

## M37450T-ADF

Temporary Target Board for M37451RFS\*<sup>1</sup>

---

### Function

The M37450T-ADF is a temporary target board for PC4701 or PC4600 emulator systems designed for use with the M37451RFS\*<sup>1</sup> emulator MCU. The M37450T-ADF provides the power supply, clock signal, RESET signal, CNVss signal and other minimum essential signals for the emulator MCU. One pin number of the standard pitch hole (80-pin) corresponds to one pin number of MCU.

\*1: Discontinued product

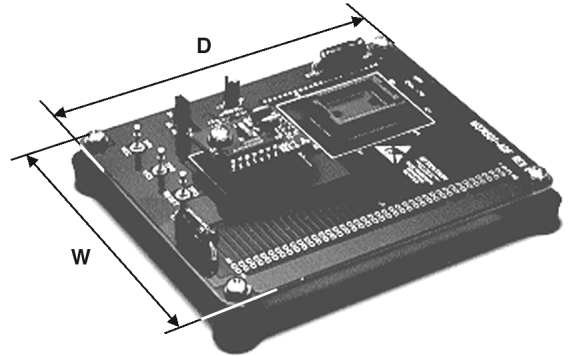
### Application

Use the M37450T-ADF only to debug programs using an emulator but no target.

### Dimensions

120.0(D)×100.0(W)mm

[Ordering Information] See Appendix H "Ordering Information".



## M37450T-ADS

Temporary Target Board for M37451RSS\*<sup>1</sup>

---

### Function

The M37450T-ADS is a temporary target board for PC4701 or PC4600 emulator systems designed for use with the M37451RSS\*<sup>1</sup> emulator MCU. The M37450T-ADS provides the power supply, clock signal, RESET signal, CNVss signal, and other minimum essential signals for the emulator MCU. One pin number of the standard pitch hole (64-pin) corresponds to one pin number of MCU.

\*1:Discontinued product

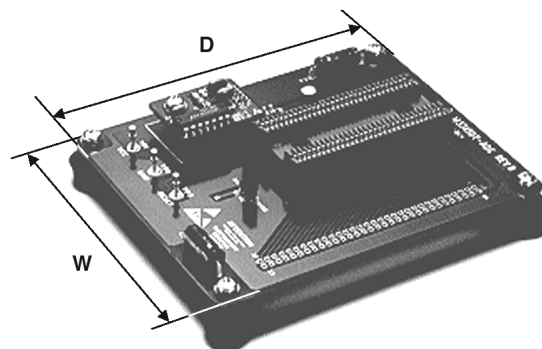
### Application

Use the M37450T-ADS only to debug programs using an emulator but no target.

### Dimensions

120.0(D)×100.0(W)mm

[Ordering Information] See Appendix H "Ordering Information".



## M37531T-ADS

Temporary Target Board for M37531RSS\*<sup>1</sup>, M37532RSS\*<sup>1</sup>, M37534RSS, M37536RSS\*<sup>1</sup>, M37540RSS, M37542RSS and M37544RSS

### Function

The M37531T-ADS is a temporary target board for PC4701 emulator systems designed for use with the M37531RSS\*<sup>1</sup>, M37532RSS\*<sup>1</sup>, MM37534RSS, M37536RSS\*<sup>1</sup>, M37540RSS, M37542RSS and M37544RSS emulator MCU. The M37531T-ADS provides the power supply, clock signal, RESET signal, CNVss signal, and other minimum essential signals for the emulator MCU. One pin number of the standard pitch hole (80-pin) corresponds to one pin number of MCU.

\*1:Discontinued product

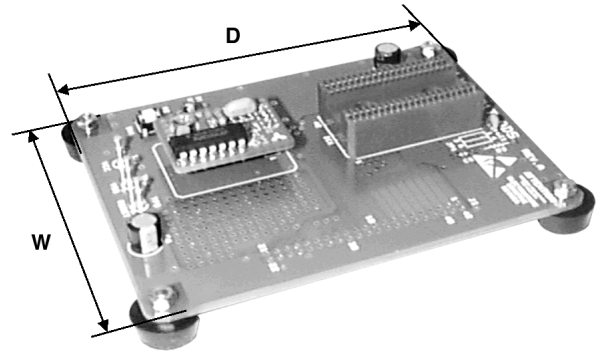
### Application

Use the M37531T-ADS only to debug programs using an emulator but no target.

### Dimensions

115.0(D)×90.0(W)mm

[Ordering Information] See Appendix H "Ordering Information".



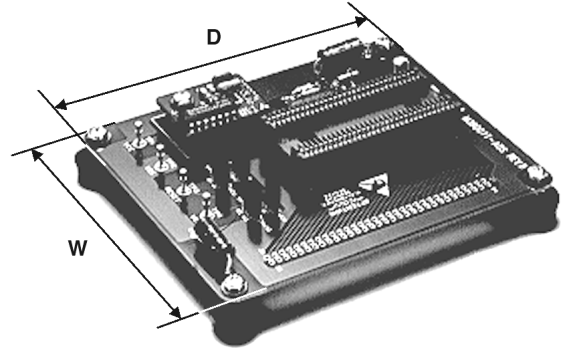
## M38007T-ADS

Temporary Target Board for M38007RSS<sup>\*1</sup>, M38027RSS<sup>\*1</sup>, M38049RLSS, M38117RSS<sup>\*1</sup>, M38127RSS, M38807RSS<sup>\*1</sup>, M38817RSS<sup>\*1</sup> and M38887RSS<sup>\*1</sup>

### Function

The M38007T-ADS is a temporary target board for PC4701 or PC4600 emulator systems designed for use with the M38007RSS<sup>\*1</sup>, M38027RSS<sup>\*1</sup>, M38049RLSS, M38117RSS<sup>\*1</sup>, M38127RSS, M38807RSS<sup>\*1</sup>, M38817RSS<sup>\*1</sup> and M38887RSS<sup>\*1</sup> emulator MCU. The M38007T-ADS provides the power supply, clock signal, RESET signal, CNVss signal and other minimum essential signals for the emulator MCU. One pin number of the standard pitch hole (64-pin) corresponds to one pin number of MCU.

\*1:Discontinued product



### Application

Use the M38007T-ADS only to debug programs using an emulator but no target.

### Dimensions

120.0(D)×100.0(W)mm

[Ordering Information] See Appendix H "Ordering Information".

## M38067T-ADF

Temporary Target Board for M38067RFS<sup>\*1</sup>, M38078RFS<sup>\*1</sup>,  
M38177RFS<sup>\*1</sup>, M38207RFS<sup>\*1</sup>, M38227RFS and M38867RFS

### Function

The M38067T-ADF is a temporary target board for PC4701 or PC4600 emulator systems designed for use with the M38067RFS<sup>\*1</sup>, M38078RFS<sup>\*1</sup>, M38177RFS<sup>\*1</sup>, M38207RFS<sup>\*1</sup>, M38227RFS and M38867RFS emulator MCU. The M38067T-ADF provides the power supply, clock signal, RESET signal, CNVss signal, and other minimum essential signals for the emulator MCU. One pin number of the standard pitch hole (80-pin) corresponds to one pin number of MCU.

\*1:Discontinued product

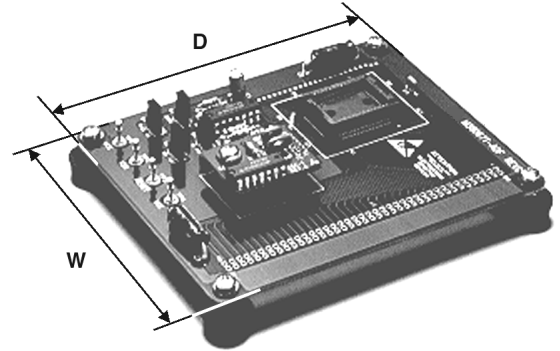
### Application

Use the M38067T-ADF only to debug programs using an emulator but no target.

### Dimensions

120.0(D)×100.0(W)mm

[Ordering Information] See Appendix H "Ordering Information".



## M38187T-ADF

Temporary Target Board for M38187RFS\*<sup>1</sup>, M38197RFS\*<sup>1</sup>,  
M38257RFS\*<sup>1</sup>, M38267RLFS and M38277RFS\*<sup>1</sup>

### Function

The M38187T-ADF is a temporary target board for PC4701 or PC4600 emulator systems designed for use with the M38187RFS\*<sup>1</sup>, M38197RFS\*<sup>1</sup>, M38257RFS\*<sup>1</sup>, M38267RLFS and M38277RFS\*<sup>1</sup> emulator MCU. The M38187T-ADF provides the power supply, clock signal, RESET signal, CNVss signal, and other minimum essential signals for the emulator MCU. One pin number of the standard pitch hole (100-pin) corresponds to one pin number of MCU.

\*1:Discontinued product

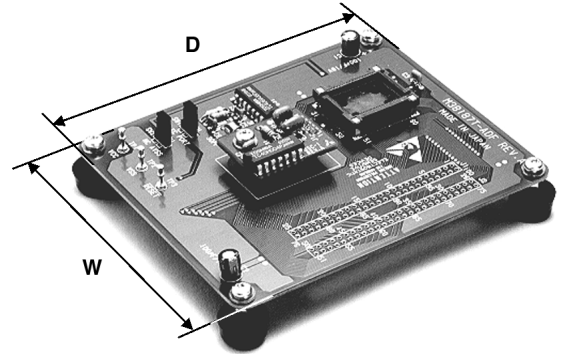
### Application

Use the M38187T-ADF only to debug programs using an emulator but no target.

### Dimensions

120.0(D)×100.0(W)mm

[Ordering Information] See Appendix H "Ordering Information".



## M38517T-ADS

Temporary Target Board for M38517RSS and M38507ARLSS

---

### Function

The M38517T-ADS is a temporary target board for PC4701 emulator systems designed for use with the M38517RSS and M38507ARLSS emulator MCUs. The M38517T-ADS provides the power supply, clock signal, RESET signal, CNVss signal, and other minimum essential signals for the emulator MCU. One pin number of the standard 2.54mm-pitch hole (42-pin) corresponds to one pin number of MCU.


### Application

Use the M38517T-ADS only to debug programs using an emulator but no target.

### Dimensions

115.0(D)×90.0(W)mm

[Ordering Information] See Appendix H "Ordering Information".



## M38C29T-ADF

### Temporary Target Board for M38C29RLFS

---

#### Function

The M38C29T-ADF is a temporary target board for PC4701 emulator systems designed for use with the M38C29RLFS emulator MCU. The M38C29T-ADF provides the power supply, clock signal, RESET signal, CNVss signal, and other minimum essential signals for the emulator MCU. One pin number of the standard pitch hole (100-pin) corresponds to one pin number of MCU.


#### Application

Use the M38C29T-ADF only to debug programs using an emulator but no target.

#### Dimensions

115.0(D)×90.0(W)mm

[Ordering Information] See Appendix H "Ordering Information".





## M38C89T-ADF

### Temporary Target Board for M38C89RLFS

#### Function

The M38C89T-ADF is a temporary target board for PC4701 emulator systems designed for use with the M38C89RLFS emulator MCU. The M38C89T-ADF provides the power supply, clock signal, RESET signal, and other minimum essential signals for the emulator MCU. Peripheral circuit pins of the MCU are output to the standard pitch hole.


This board has not only a socket for mounting an emulator MCU but also the 2 foot patterns below.

- Foot pattern for M38C89MF-xxxFP/M38C89EFP (IC socket and parts for peripheral circuits are not mounted.)
- Foot pattern for LCD bias (Parts such as a capacitor for an LCD bias circuit are not mounted.)

#### Application

The M38C89T-ADF is a temporary target board for 38C8 group. You connect for target system to 2.54mm-pitch connector on M38C89T-ADF when you debug M38C8 group MCUs. Use the M38C89T-ADF only to develop programs using an emulator but no target system because the M38C89T-ADF provides the power supply, clock signal, RESET signal, and other minimum essential signals for the emulator MCU.

By mounting a socket (IC51-1444-1354-18 made by Yamaichi Electronics Co., Ltd.) for M38C89MF-xxxFP/M38C89EFP and a part for oscillation circuit, the M38C89T-ADF can be used to evaluate the program of the M38C89MF-xxxFP/M38C89EFP.



#### Dimensions

160.0(D)×220.0(W)mm

[Ordering Information] See Appendix H "Ordering Information".

## M38K29T-ADF

Temporary Target Board for M38K09RFS, M38K29RFS

---

### Function

The M38K29T-ADF is a temporary target board for PC4701 emulator systems designed for use with the M38K09RFS or M38K29RFS emulator MCU. The M38K29T-ADF provides the power supply, clock signal, RESET signal, CNVss signal, and other minimum essential signals for the emulator MCU. One pin number of the standard pitch hole (100-pin) corresponds to one pin number of MCU. This board has the pattern of a simplified USB peripheral circuit for evaluation the USB function of MCU.

### Application

Use the M38K29T-ADF only to debug programs using an emulator but no target.

### Dimensions

115.0(D)×90.0(W)mm

[Ordering Information] See Appendix H "Ordering Information".

