

# MVME6100 Series

## VMEbus Single-Board Computer

■ Embedded Computing for  
Business-Critical Continuity™

### The MVME6100 is the first VMEbus SBC designed with the Tundra Tsi148 VMEbus interface chip


- 2eSST VMEbus protocol with 320MB/s transfer rate across the VMEbus
- MPC7457 PowerPC® processor running at up to 1.267 GHz
- 128-bit AltiVec coprocessor for parallel processing, ideal for data-intensive applications
- Up to 2GB of on-board DDR ECC memory and 128MB of flash memory for demanding applications
- Two 33/66/100 MHz PMC-X sites allow the addition of industry-standard, application-specific modules
- Dual Gigabit Ethernet interfaces for high performance networking

The MVME6100 series from Emerson Network Power is the first VMEbus single-board computer (SBC) designed with the Tundra Tsi148 VMEbus interface chip offering two edge source synchronous transfer (2eSST) VMEbus performance. The 2eSST protocol enables the VMEbus to run at a practical bandwidth of 320MB/s in most cases. The MVME6100 is designed to meet the needs of OEMs servicing the defense and aerospace, industrial automation and medical imaging market segments.

The MVME6100 series provides more than just faster VMEbus transfer rates; it provides balanced performance from the processor, memory subsystem, local buses and I/O subsystems. Customers looking for a technology refresh for their application, while maintaining backwards compatibility with their existing VMEbus infrastructure, can upgrade to the MVME6100 series and take advantage of its enhanced performance features.

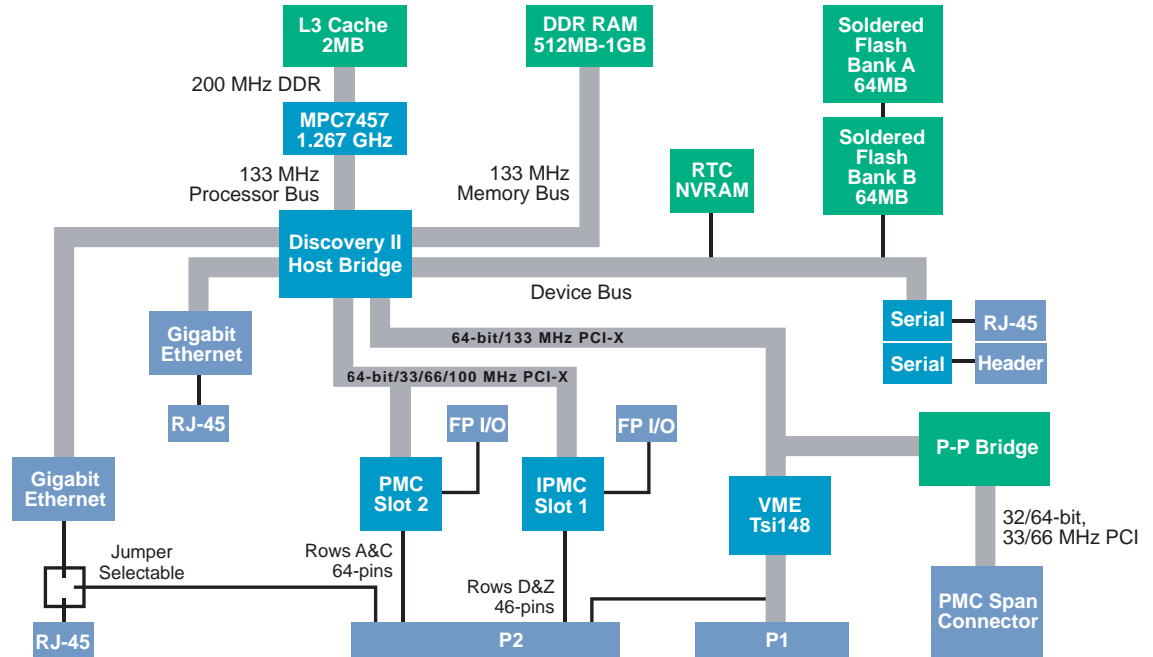
The promise of the VME Renaissance is innovation, performance and investment protection. The MVME6100 series from Emerson delivers on this promise. The innovative design of the MVME6100 provides a high performance platform that allows customers to leverage their investment in their VME infrastructure.

The MVME6100 series supports booting a variety of operating systems including a complete range of real-time operating systems and kernels. A VxWorks board support package and Linux support are available for the MVME6100 series.



  
**EMERSON**™  
Network Power

## MVME6100 Block Diagram



## Overview

### VMEBUS 2ESST PERFORMANCE

The 2eSST protocol has existed for some time (the draft standard for trial use was published in 1999 and released as an ANSI standard in 2003), but until now, 2eSST boards would not work in a standard VMEbus backplane because the existing VMEbus transceivers could not support the required VMEbus 2eSST signaling speeds. Texas Instruments developed new VMEbus transceivers that support the VMEbus signal switching speeds required by the 2eSST protocol. The combination of the new Texas Instruments VMEbus transceivers and the Tsi148 VMEbus legacy protocol support allows customers to integrate the MVME6100 series into their existing infrastructure providing backward compatibility and thereby preserving their investment in existing VMEbus boards, backplanes, chassis and software.

### BALANCED PERFORMANCE

The MVME6100 series provides more than just faster VMEbus transfer rates; it provides balanced performance from the processor, memory subsystem, local buses and I/O subsystems. The processor, running at speeds of 1.267 GHz, is ideal for data-intensive applications. The state-of-the-art host bridge, with support for a 133 MHz host bus and a 133 MHz DDR memory bus, is well matched to the processor. To ensure that the MVME6100 series can handle the 320MB/s data rates

of 2eSST, the Tsi148 VMEbus interface chip is connected to one of the 133 MHz PCI-X buses on the host bridge. The second PCI-X bus has dual PMC-X sites—each site supports PMC or PMC-X cards supporting PCI bus speeds from 33 to 100 MHz. The MVME6100 also offers dual Gigabit Ethernet interfaces. All of this adds up to a set of well-balanced, high-performance subsystems for unparalleled performance.

## Application Benefits

### DEFENSE AND AEROSPACE

In the defense and aerospace market segment, the MVME6100 series is well suited for command and control applications that utilize commercial grade products such as naval sheltered systems, stationary ground systems, and reconnaissance aircraft systems. The MVME6100 series helps to provide more performance for these applications than previous VME solutions have been able to supply by using the 1.267 GHz processor. This combined with dual PCI-X buses capable of 100 MHz speed for PMC modules and an 8x increase in the VME bandwidth eliminates many of the bottlenecks faced by command and control solutions today. These applications can now take advantage of the latest PowerPC processors in a dense computing configuration without the difficulties of trying to cool multiprocessor boards and managing I/O and VME

bottlenecks. With the addition of Emerson's processor PMCs (PrPMCs), additional PowerPC architecture-compatible processors can be added for a multiprocessor solution without sacrificing any of the MVME6100 series benefits.

#### INDUSTRIAL AUTOMATION

The MVME6100 is also ideally suited for semiconductor process equipment (SPE), automated test equipment (ATE) and a variety of other high-end industrial automation applications because of its increased bus bandwidth and faster processing speeds. The backwards compatibility of the MVME6100 series with existing VME products helps to provide OEMs a way to extend the life and capability of their current designs without sacrificing existing key hardware and software investments. The DSP-like Altivec technology, which is incorporated into the processor, allows the MVME6100 series to be used for an assortment of vector processing applications. And with two PMC sites, the MVME6100 series can be customized.

#### MEDICAL IMAGING

Medical imaging applications such as Nuclear Medicine (NM), Positron Emission Tomography (PET), Magnetic Resonance Imaging (MRI), X-Ray and Computed Tomography (CT) that entail intensive image processing, manipulation and algorithm-intensive computations can benefit from the 2eSST protocol's 8x increase in VMEbus transfer rates. With the ability of the MVME6100 series to work with existing VMEbus backplanes and boards, OEMs can increase their overall system performance while protecting their software and hardware investments. The performance of the MVME6100 series also helps OEMs to reduce the overall number of embedded cards required in a medical imaging application so that space issues become less of a factor.

#### Backward Compatibility

The MVME6100 series continues the direction of providing a migration path from Emerson's embedded controllers such as the MVME2300/MVME2400 and from Emerson SBCs such as the MVME2600/2700 to a single platform. The MVME6100 series, like the MVME5100 and MVME5500 series, merged the best features of Emerson's embedded controllers and SBCs enabling OEMs to support varying I/O requirements with the same base platform, simplifying part number maintenance, technical expertise requirements and sparing.

The MVME6100 series offers customers a migration path from the MVME2300, MVME2400, MVME2600, MVME2700, MVME5100 and MVME5500 boards to allow them to take advantage of features such as the MPC7457 processor, DDR memory, Gigabit Ethernet, PCI-X and 2eSST.

#### PCI EXPANSION

The MVME6100 has a 32/64-bit, 33/66MHz PCI connection to support PCI expansion carriers such as the Emerson PMCspan.

#### P2 I/O MODES

The MVME6100 series supports two, jumper-configurable P2 I/O modes: the PMC mode and IPMC mode. PMC mode is backwards compatible with the MVME2300/MVME2400 and MVME5100/MVME5500 in PMC mode. In PMC mode, 64 pins from PMC slot 1 and 46 pins from PMC slot 2 are available on P2 for PMC rear I/O. In IPMC mode, the MVME6100 series supports legacy MVME761 or MVME712M I/O modules (with limited PMC I/O) when an IPMC761 or IPMC712 PMC card is populated in PMC slot 1. In this configuration, PMC slot 2 contains some signals that are reserved for extended SCSI.

#### IPMC MODULES

The IPMC761 and IPMC712 are optional add-on PMC modules that provide backwards compatibility with previous generation Emerson products (such as MVME2600/MVME2700 and MVME5100/MVME5500 in IPMC mode) using the MVME761 or MVME712M transition module. IPMC modules provide rear I/O support for:

- One single-ended Ultra Wide SCSI port
- One parallel port
- Four serial ports (two or three async and one or two sync/async, depending on module)

With this PMC card configuration, one PMC slot is still available to provide support for OEM product customization.

#### TRANSITION MODULES

The **MVME761** transition module provides industry-standard connector access to the IEEE 1284 parallel port, a 10BaseT or 100BaseT port via an RJ-45 connector, two DB-9 connectors providing access to the asynchronous serial ports configured as EIA-574 DTE and two HD-26 connectors providing access to the sync/async serial ports. These serial ports, labeled as Serial 3 and Serial 4 on the faceplate of the MVME761, are individually user-configurable as EIA-232, DCE or

DTE via the installation of Emerson Serial Interface Modules (SIMs). A P2 adapter board provides interface signals to the MVME761 transition module. Two separate P2 adapter boards are available: one for 3-row backplanes and one for 5-row backplanes. The 3-row P2 adapter board provides connection for 8-bit SCSI. A 5-row P2 adapter board supports 16-bit SCSI and PMC I/O.

The **MVME712M** transition module provides industry-standard connector access to the Centronics parallel port, a narrow SCSI port, and four DB-25 connectors providing access to the asynchronous/synchronous serial ports jumper configurable as EIA-232 DCE or DTE. A P2 adapter board provides interface signals to the MVME712M transition module. The 3-row P2 adapter board also provides connection for 8-bit SCSI. To gain access to the additional user-definable I/O pins provided via the 5-row VME64 extension connector, a special P2 adapter board is available. This adapter panel replaces the traditional 3-row P2 adapter board and extends its capability by providing access to the PMC I/O pins.

## Software Support

### FIRMWARE MONITOR

The MVME6100 firmware (known as MOTLoad) is resident in the MVME6100 flash and provides power-on self-test (POST), initialization and operating system booting capabilities. In addition, it provides a debugger interface similar to the time proven “bug” interface on previous VMEbus boards from Emerson.

### OPERATING SYSTEMS AND KERNELS

The MVME6100 series supports booting a variety of operating systems including a complete range of real-time operating systems and kernels. A VxWorks board support package, LynxOS board support package, and Linux support are available for the MVME6100 series.

### LIBRARIES

BETA 4.0 NDDS from Real Time Innovations (RTI) running over GbE and Native VME are available on the MVME6100 through RTI. NDDS 4.0 running over 2eSST will also be available under a bundled MVME6100 part number through Emerson.

## Specifications

### PROCESSOR

- Microprocessor: MPC7457
- Clock Frequency: 1.267 GHz
- On-chip L1 Cache (I/D): 32K/32K

- On-chip L2 Cache: 512K
- L3 Cache: 2MB

### SYSTEM CONTROLLER

Marvell MV64360

### MAIN MEMORY

- Type: Double data rate (DDR) ECC SDRAM
- Speed: DDR266 (133 MHz)
- Capacity: Up to 2GB, all memory on board
- Configurations: Two banks, 512MB or 1GB configurations available at release

### FLASH MEMORY

- Type: EEPROM, on-board programmable
- Capacity: 128MB soldered flash in two banks of 64MB each
- Write Protection: Flash is write protectable via jumper

### NVRAM

- Capacity: 32KB (4KB available for users)
- Cell Storage Life: 50 years at 55° C
- Cell Capacity Life: 5 years at 100% duty cycle, 25° C
- Removable Battery: Yes

### ETHERNET INTERFACE

- Controller: Ethernet controller integrated into host bridge; two Gigabit Ethernet interfaces
- Interface Speed: 10/100/1000Mbps
- Connector: One routed to front panel RJ-45; one routed to front panel RJ-45 or optionally routed to P2 (10/100 routed to RJ-45 on MVME761 for IPMC mode, Gigabit routed to P2 for PMC mode)

### VMEBUS INTERFACE

- Compliance: ANSI/VITA 1-1994 VME64 (IEEE STD 1014), ANSI/VITA 1.1-1997 VME64 Extensions, VITA 1.5-199x 2eSST
- Controller: Tundra Tsi148
- DTB Master: A16, A24, A32, A64; D08-D64, SCT, BLT, MBLT, 2eVME, 2eSST
- DTB Slave: A16, A24, A32, A64; D08-D64, SCT, BLT, MBLT, 2eVME, 2eSST, UAT
- Arbiter: RR/PRI
- Interrupt Handler/Generator: IRQ 1-7/Any one of seven IRQs
- System Controller: Yes, jumperable or auto detect
- Location Monitor: Two, LMA32

#### ASYNCHRONOUS SERIAL PORTS

- Controller: ST16C554DCQ64
- Number of Ports: Two, 16550 compatible
- Configuration: EIA-574 DTE
- Async Baud Rate, b/s max.: 38.4K EIA-232, 115Kbps raw
- Connector: One routed to front panel RJ-45; one on planar for development use

#### DUAL IEEE P1386.1 PCI MEZZANINE CARD SLOTS

- Address/Data: A32/D32/D64, PMC PN1, PN2, PN3, PN4 connectors
- PCI Bus Clock: 33 MHz, 66 MHz or 100 MHz
- Signaling: 3.3V, 5V tolerant
- Power: +3.3V, +5V, ±12V
- Module Types: Two single-wide or one double-wide, front panel or P2 I/O, PMC and PrPMC support

#### PCI EXPANSION CONNECTOR

- Address/Data: A32/D32/D64
- PCI Bus Clock: 33/66 MHz
- Signaling: 5V
- Power: +3.3V, +5V, ±12V
- Connector: 14-pin connector located on MVME6100 planar, same location as on MVME5500 planar

#### COUNTERS/TIMERS

- TOD Clock Device: ST (SGS-Thompson) M4T28
- Real-Time Timers/Counters: Four, 32-bit programmable
- Watchdog Timer: Time-out generates reset

#### BOARD SIZE AND WEIGHT

- Height: 233.4 mm (9.2 in.)
- Depth: 160.0 mm (6.3 in.)
- Front Panel Height: 261.8 mm (10.3 in.)
- Width: 19.8 mm (0.8 in.)
- Max. Component Height: 14.8 mm (0.58 in.)
- Weight: 425 g/15 oz. (Scanbe handles); 468 g/16.5 oz. (IEEE handles)

#### POWER REQUIREMENTS

(Not including power required by PMC or IPMC modules)

	+5V ± 5%
MVME6100:	8.4 A typ., 10.2 A max.
MVME6100 with MVME761:	9.2 A typ., 11.2 A max.

#### MEAN TIME BETWEEN FAILURE

Predicted MTBF 178,403 hours, calculated using Bellcore Standard: Issue 6, Method 1, Case 3

#### IPMC Modules

##### PMC INTERFACE

- Address/Data: A32/D32/D64, PMC PN1, PN2, PN3, PN4 connectors
- PCI Bus Clock: 33 MHz
- Signaling: 5V
- Module Type: Basic, single-wide; P2 I/O

##### SCSI BUS

- Controller: Symbios 53C895A
- PCI Local Bus DMA: Yes, with PCI local bus burst
- Asynchronous (8-bit mode): 5.0MB/s
- Ultra SCSI: 20.0MB/s (8-bit mode), 40.0MB/s (16-bit mode)
- Note: 16-bit SCSI operation precludes the use of some PMC slot 2 signals.

#### ASYNCHRONOUS SERIAL PORTS

- Controller: 16C550 UART; 85230/8536
- Number of Ports: Two (IPMC761); three (IPMC712)
- Configuration: EIA-574 DTE (IPMC761); EIA-232 (IPMC712)
- Async Baud Rate, bps max.: 38.4K EIA-232, 115Kbps raw

#### SYNCHRONOUS SERIAL PORTS

- Controller: 85230/8536
- Number of Ports: Two (IPMC761); one (IPMC712)
- Configuration: IPMC761 – TTL to P2 (both ports), SIM configurable on MVME761; IPMC712 – EIA-232 to P2
- Baud Rate, bps max.: 2.5MB sync, 38.4KB async
- Oscillator Clock Rate (PCLK): 10 MHz/5 MHz

#### PARALLEL PORT

- Controller: PC97307
- Configuration: 8-bit bi-directional, full IEEE 1284 support; Centronics compatible (minus EPP and ECP on MVME712M)
- Modes: Master only

#### POWER REQUIREMENTS

(Additional power load placed on MVME6100 with IPMC installed)

	IPMC761	IPMC712
+5V:	0.5 A max.	0.5 A max.
+3.3V:	0.75 A max.	0.75 A max.

## Transition Modules

### I/O CONNECTORS

	MVME761	MVME712M
Asynchronous Serial Ports	Two, DB-9 labeled as COM1 and COM2	Three, DB-25 labeled Serial 1, Serial 2 and Serial 3
Synchronous Serial Ports	Two, HD-26 labeled as Serial 3 and Serial 4 (user-configurable via installation of SIMs); two 60-pin connectors on MVME761 planar for installation of two SIMs	One, DB-25 labeled as Serial 4
Parallel Port:	HD-36, Centronics compatible	D-36, Centronics compatible
Ethernet:	10BaseT or 100BaseT, RJ-45	Not available
SCSI	8- or 16-bit, 50- or 68-pin connector via P2 adapter	8-bit, standard SCSI D-50

### BOARD SIZE

- Height: 233.4 mm (9.2 in.)
- Depth: 80.0 mm (3.1 in.)
- Front Panel Height: 261.8 mm (10.3 in.)
- Front Panel Width – MVME761: 19.8 mm (0.8 in.)
- Front Panel Width – MVME712M: 39.6 mm (1.6 in.)

## All Modules

### ENVIRONMENTAL

	Operating	Non-operating
Temperature:	0° C to +55° C (inlet air temp. with forced air cooling)	-40° C to +85° C
Humidity (NC):	5% to 90%	5% to 90%
Vibration:		6 Gs RMS, 20-2000 Hz random

### MEAN TIME BETWEEN FAILURE

Predicted MTBF 178,403 hours, calculated using Bellcore Standard: Issue 6, Method 1, Case 3

### SAFETY

All printed wiring boards (PWBs) are manufactured with a flammability rating of 94V-0 by UL recognized manufacturers.

### ELECTROMAGNETIC COMPATIBILITY (EMC)

- Intended for use in systems meeting the following regulations:
  - ▲ U.S.: FCC Part 15, Subpart B, Class A (non-residential)
  - ▲ Canada: ICES-003, Class A (non-residential)
- Emerson board products are tested in a representative system to the following standards, results pending:
  - ▲ CE Mark per European EMC Directive 89/336/EEC with Amendments; Emissions: EN55022 Class B; Immunity: EN55024

Ordering Information	
Part Number	Description
MVME61006E-0161	1.267 GHz MPC7457 processor, 512MB DDR memory, 128MB flash, Scanbe handles 6E
MVME61006E-0163	1.267 GHz MPC7457 processor, 512MB DDR memory, 128MB flash, IEEE handles 6E
MVME61006E-0171	1.267 GHz MPC7457 processor, 1GB DDR memory, 128MB flash, Scanbe handles 6E
MVME61006E-0173	1.267 GHz MPC7457 processor, 1GB DDR memory, 128MB flash, IEEE handles 6E
Related Products	
PMCSPAN26E-002	Primary PMCSPAN with IEEE ejector handles 6E
PMCSPAN26E-010	Secondary PMCSPAN with IEEE ejector handles 6E
PMCSPAN16E-002	Primary PMCSPAN with Scanbe ejector handles 6E
MVME7616E-011	5-row P2 adapter & transition 6E
MVME761P26E-011	5-row P2 adapter only. No transition module 6E
MVME7616E-001	3-row P2 adapter & transition 6E
MVME761P26E-001	3-row P2 adapter only. No transition module 6E
MVME712M6E	MVME1X7 SBC transition module 6E
MVME712P26E	P2 adapter module 6E
IPMC7616E-002	Universal IPMC761 for MVME5XXX & MVME6100 6E
IPMC7126E-002	Universal IPMC712 for MVME5XXX & MVME6100 6E
MVME6100-SK-PKG	MVME6100 Starter Kit Package













## SOLUTION SERVICES

Emerson Network Power provides a portfolio of solution services optimized to meet your needs throughout the product lifecycle. Design services help speed time-to-market. Deployment services include global 24x7 technical support. Renewal services enable product longevity and technology refresh. Plus solution extras include enhanced warranty and repairs.

PowerPC is a trademark of IBM Corp. and used under license. Intel is a registered trademark of Intel Corporation or its subsidiaries in the U.S. and other countries. All other product or service names are the property of their respective owners.

This document identifies products, their specifications, and their characteristics, which may be suitable for certain applications. It does not constitute an offer to sell or a commitment of present or future availability, and should not be relied upon to state the terms and conditions, including warranties and disclaimers thereof, on which Emerson Network Power may sell products. A prospective buyer should exercise its own independent judgment to confirm the suitability of the products for particular applications. Emerson Network Power reserves the right to make changes, without notice, to any products or information herein which will, in its sole discretion, improve reliability, function, or design. Emerson Network Power does not assume any liability arising out of the application or use of any product or circuit described herein; neither does it convey any license under its patent or other intellectual property rights or under others. This disclaimer extends to any prospective buyer, and it includes Emerson Network Power's licensee, licensee's transferees, and licensee's customers and users. Availability of some of the products and services described herein may be restricted in some locations.

**Emerson Network Power.**  
The global leader in enabling  
Business-Critical Continuity™.

-  AC Power Systems
-  Embedded Power
-  Precision Cooling
-  Connectivity
-  Integrated Cabinet Solutions
-  Services
-  DC Power Systems
-  Outside Plant
-  Site Monitoring
-  **Embedded Computing**
-  Power Switching & Control
-  Surge & Signal Protection

### Emerson Network Power

**Sales Offices:** Tempe, AZ U.S.A. 1 800 759 1107 or +1 602 438 5720, Shanghai, China +86 215292 5693  
Paris, France +33 1 69 35 77 00, Tokyo, Japan +81 3 5424 3101, Munich, Germany +49 (0) 89 9 608 2 333  
Hong Kong, China +852 2966 3210, Tel Aviv, Israel +972 3 568 4387

[EmersonNetworkPower.com/embeddedcomputing](http://EmersonNetworkPower.com/embeddedcomputing)

Business-Critical Continuity, Emerson Network Power and the Emerson Network Power logo are trademarks and service marks of Emerson Electric Co.  
©2008 Emerson Electric Co.

MVME6100-D5 01/08