

Z-TRIP CHARACTERISTICS

Application Examples:

Semiconductors, components which fail-short (vs. fail-open), and components/devices with low surge-current and short circuit withstand capabilities. Relatively short thermal delay and very low magnetic trip point.

Type Designation

2 Z N U 30
(a) **(b)** **(c)** **(d)** **(e)**

- (a)** = Number of Poles
- (b)** = Trip Characteristic
- (c)** = Blank: without neutral pole
 = N: with neutral pole
- (d)** = U: UL/CSA version
 = R: ring tongue terminals, UL/CSA version
 = Blank: European version
- (e)** = Rated Current

Approvals:



Voltage Rating[®]

Interrupting Capacity (UL/CSA - Ratings)

Group Short Circuit (UL/CSA - Ratings)

Interrupting Capacity (VDE - Ratings)

Mechanical Endurance

Calibration Temperature

Standard Pack and Weight

Terminal Size Acceptability

Terminal Torque

Basic Dimensions (Elevation View)

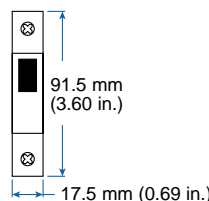
- ^① Not European standard rating.
- ^② Please refer to page 21 for specific applications.
- ^③ DC rating (Manufacturer's self certification):
 One pole 48VDC, two pole series 125VDC
- * UL and CSA Pending

ONE POLE



1Z

Rated Current	Type/ Cat. No.	Approvals
0.3A	1ZU03	UL Ⓢ
0.5A	1ZU05	UL Ⓢ
0.75A	1ZU075	UL Ⓢ
0.8A ^①	NA	
1.0A	1ZU1	UL Ⓢ
1.6A	1ZU1.6	UL Ⓢ
2.0A	1ZU2	UL Ⓢ
2.5A	1ZU2.5	UL Ⓢ
3.0A	1ZU3	UL Ⓢ
3.5A	1ZU3.5	UL Ⓢ
4.0A	1ZU4	UL Ⓢ
5.0A	1ZU5	UL Ⓢ
6.0A	1ZU6	UL Ⓢ
8.0A	1ZU8	UL Ⓢ
10A	1ZU10	UL Ⓢ
12A ^①	1ZU12	UL Ⓢ
12.5A	1ZU125	UL Ⓢ
13A	1ZU13	UL Ⓢ
15A ^①	1ZU15	UL Ⓢ
16A	1ZU16	UL Ⓢ
20A	1ZU20	UL Ⓢ
25A	1ZU25	UL Ⓢ
30A ^①	1ZU30	UL Ⓢ
32A	1ZU32	UL Ⓢ
40A	1ZU40	UL Ⓢ *
50A	1ZU50	UL Ⓢ *
60A ^①	NA	
63A	NA	



ONE POLE PLUS NEUTRAL



2ZN

Type/ Cat. No.	Approvals
2ZNU03	UL Ⓢ
2ZNU05	UL Ⓢ
2ZNU075	UL Ⓢ
NA	
2ZNU1	UL Ⓢ
2ZNU1.6	UL Ⓢ
2ZNU2	UL Ⓢ
2ZNU2.5	UL Ⓢ
2ZNU3	UL Ⓢ
2ZNU3.5	UL Ⓢ
2ZNU4	UL Ⓢ
2ZNU5	UL Ⓢ
2ZNU6	UL Ⓢ
2ZNU8	UL Ⓢ
2ZNU10	UL Ⓢ
2ZNU12	UL Ⓢ
2ZNU125	UL Ⓢ
2ZNU13	UL Ⓢ
2ZNU15	UL Ⓢ
2ZNU16	UL Ⓢ
2ZNU20	UL Ⓢ
2ZNU25	UL Ⓢ
2ZNU30	UL Ⓢ
2ZNU32	UL Ⓢ
2ZNU40	UL Ⓢ *
2ZNU50	UL Ⓢ *
NA	
NA	

277VAC

0.3-32A (RC): 10kA with UL-listed RK5 back-up fuse or MCCB

0.3-10A (RC): 10kA; 12-32A (RC): 5kA no branch circuit protection required

0.3-32A (RC): 10kA

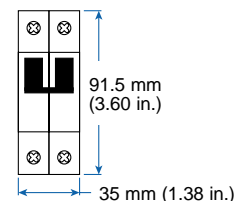
10000 ON/OFF operations^②

40°C (104°F)

5/0.3A - 32A = 1.3kg (2.9 lb.)
 40A - 63A = 1.45kg (3.2 lb.)

Top: 18-3 AWG; Bottom: 18-2 AWG

20 lb.in.



TWO POLE



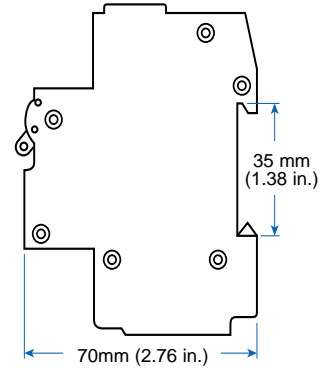
2Z

THREE POLE



3Z

Basic Dimensions (side view)



Rated Current Type/
Cat. No. Approvals

0.3A	2ZU03	UL
0.5A	2ZU05	UL
0.75A	2ZU075	UL
0.8A	NA	
1.0A	2ZU1	UL
1.6A	2ZU1.6	UL
2.0A	2ZU2	UL
2.5A	2ZU2.5	UL
3.0A	2ZU3	UL
3.5A	2ZU3.5	UL
4.0A	2ZU4	UL
5.0A	2ZU5	UL
6.0A	2ZU6	UL
8.0A	2ZU8	UL
10A	2ZU10	UL
12A	2ZU12	UL
12.5A	2ZU125	UL
13A	2ZU13	UL
15A	2ZU15	UL
16A	2ZU16	UL
20A	2ZU20	UL
25A	2ZU25	UL
30A	2ZU30	UL
32A	2ZU32	UL
40A	2ZU40	UL *
50A	2ZU50	UL *
60A	NA	
63A	NA	

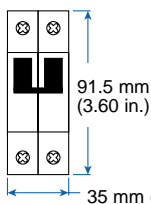
Type/
Cat. No. Approvals

3ZU03	UL
3ZU05	UL
3ZU075	UL
NA	
3ZU1	UL
3ZU1.6	UL
3ZU2	UL
3ZU2.5	UL
3ZU3	UL
3ZU3.5	UL
3ZU4	UL
3ZU5	UL
3ZU6	UL
3ZU8	UL
3ZU10	UL
3ZU12	UL
3ZU125	UL
3ZU13	UL
3ZU15	UL
3ZU16	UL
3ZU20	UL
3ZU25	UL
3ZU30	UL
3ZU32	UL
3ZU40	UL *
3ZU50	UL *
NA	
NA	

480Y/277VAC

0.3-32A (RC): 10kA with UL-listed RK5 back-up fuse or MCCB
 0.3-10A (RC): 10kA; 12-32A (RC): 5kA no branch circuit protection required
 0.3-32A (RC): 10kA
 10000 ON/OFF operations²
 40°C (104°F)
 5/1.4kg (3.1 lb.)

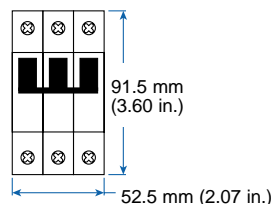
Top: 18-3 AWG; Bottom: 18-2 AWG
 20 lb.in.



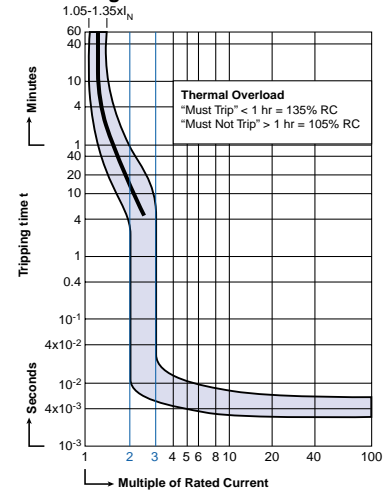
480Y/277VAC

0.3-32A (RC): 10kA with UL-listed RK5 back-up fuse or MCCB
 0.3-10A (RC): 10kA; 12-32A (RC): 5kA no branch circuit protection required
 0.3-32A (RC): 10kA
 10000 ON/OFF operations²
 40°C (104°F)
 4/1.68kg (3.7 lb.)

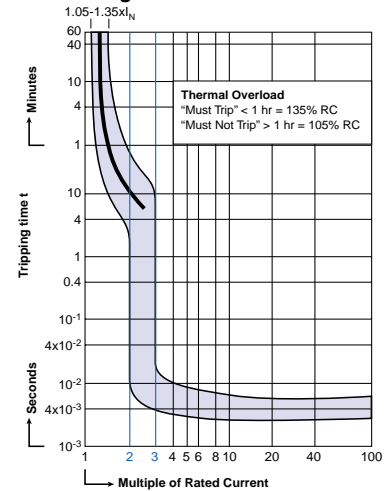
Top: 18-3 AWG; Bottom: 18-2 AWG
 20 lb.in.



V-EA-Z Trip 0.3A Through 10A Rated Current



V-EA-Z Trip 12.5A Through 32A Rated Current



"Z" Trip Parameters

Rated Current, 0.3A to 32A.

Magnetic Trip:

1. Hold for a minimum of 100ms at 2 times rated current.
2. Trip in under 100ms at 3 times rated current.

NB: Trip curves shown comply with North American standards. For trip curves according to European standards please consult Altech.