



MSL1

* Pb Free Part

Customer Name	Standard Specification	TAIYO YUDEN Mobile Technology Co.,Ltd.	
System	JCDMA(BW27MHz)/ Cell Tx	Date	March 31, 2010
Part Number	FAR-G5KL-911M50-D4XC	Version 2.0bb	

Table 1. Electrical specifications (Filter1)

Passband: 898 ~ 925 MHz						
Item	Condition	Specification			Unit	Remarks
		Min.	Typ.	Max.		
Insertion Loss	898~925 MHz	-	2.2	3.0	dB	
Ripple	898~925 MHz	-	0.6	1.5	dB	
Absolute attenuation	DC~720 MHz	40	52	-	dB	
	720~830 MHz	40	46	-	dB	
	843~870 MHz	46	49	-	dB	
	869~875 MHz	41	60	-	dB	
	940~2000 MHz	18	26	-	dB	
	2000~3000 MHz	24	35	-	dB	
VSWR (Input)	898~925 MHz	-	1.6	2.1	-	
VSWR (Output)	898~925 MHz	-	1.8	2.1	-	
Input Impedance	Unbalanced	50			ohm	
Output Impedance	Unbalanced	50			ohm	
Operating Temperature		-30 ~ +85			°C	
Device size		1.8typ.x1.4typ.x0.5 max.			mm	

TAIYO YUDEN



MSL1

* Pb Free Part

Customer Name	Standard Specification	TAIYO YUDEN Mobile Technology Co.,Ltd.	
System	JCDMA(BW27MHz)/ Cell Tx	Date	March 31, 2010
Part Number	FAR-G5KL-911M50-D4XC	Version 2.0bb	

Table 2. Electrical specifications (Filter2)

Passband: 824 ~ 849 MHz						
Item	Condition	Specification			Unit	Remarks
		Min.	Typ.	Max.		
Insertion Loss	824~849 MHz	-	2.0	3.0	dB	
Ripple	824~849 MHz	-	0.6	1.6	dB	
Absolute attenuation	DC~800 MHz	32	40	-	dB	
	860~869 MHz	15	20	-	dB	
	869~894 MHz	40	43	-	dB	
	894~1050 MHz	32	45	-	dB	
	1050~1210 MHz	33	45	-	dB	
	1210~1580 MHz	30	39		dB	
	1580~2000 MHz	28	36		dB	
	2000~3000 MHz	24	32		dB	
VSWR (Input)	824~849 MHz	-	1.6	2.1	-	
VSWR (Output)	824~849 MHz	-	1.8	2.1	-	
Input Impedance	Unbalanced	50			ohm	
Output Impedance	Unbalanced	50			ohm	
Operating Temperature		-30 ~ +85			°C	
Device size		1.8typ.x1.4typ.x0.5 max.			mm	

TAIYO YUDEN



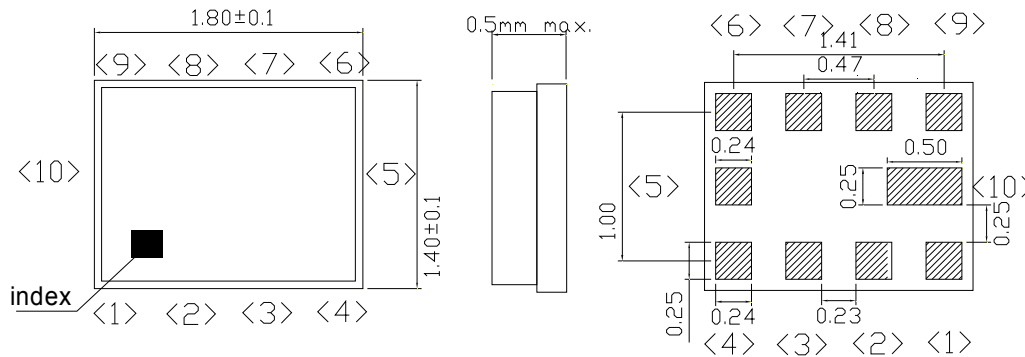
MSL1

* Pb Free Part

Customer Name	Standard Specification	TAIYO YUDEN Mobile Technology Co.,Ltd.	
System	JCDMA(BW27MHz)/ Cell Tx	Date	March 31, 2010
Part Number	FAR-G5KL-911M50-D4XC	Version 2.0bb	

Dimensions

Device size: 1.8typ. x 1.4typ. x 0.5max.



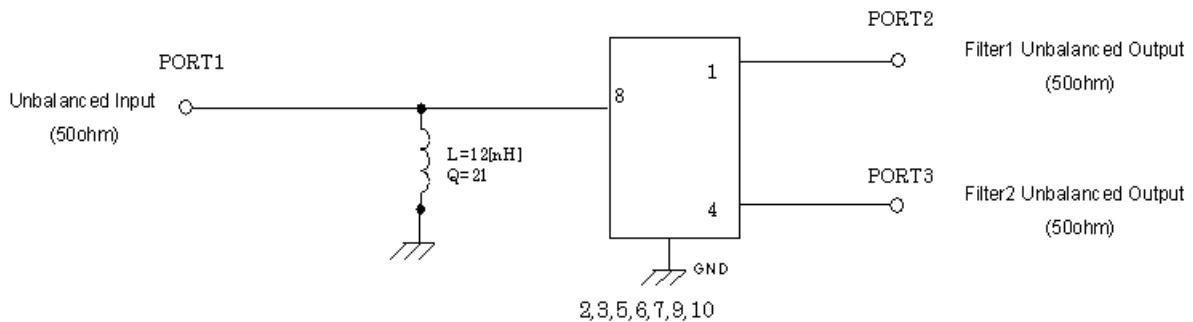
Unit: mm

Pin Configuration

Pin No.	Pin name	Description
1	OUT	Filter1 output pin
2	GND	Ground
3	GND	Ground
4	OUT	Filter2 output pin
5	GND	Ground
6	GND	Ground
7	GND	Ground
8	IN	Input pin
9	GND	Ground
10	GND	Ground

Filter No.	Pass band (MHz)	System
1	898 ~ 925	JCDMA-Tx (27MHz)
2	824 ~ 849	Cell-Tx

Evaluation Circuit



TAIYO YUDEN



MSL1

* Pb Free Part

Customer Name	Standard Specification	TAIYO YUDEN Mobile Technology Co.,Ltd.	
System	JCDMA(BW27MHz)/ Cell Tx	Date	March 31, 2010
Part Number	FAR-G5KL-911M50-D4XC	Version 2.0bb	

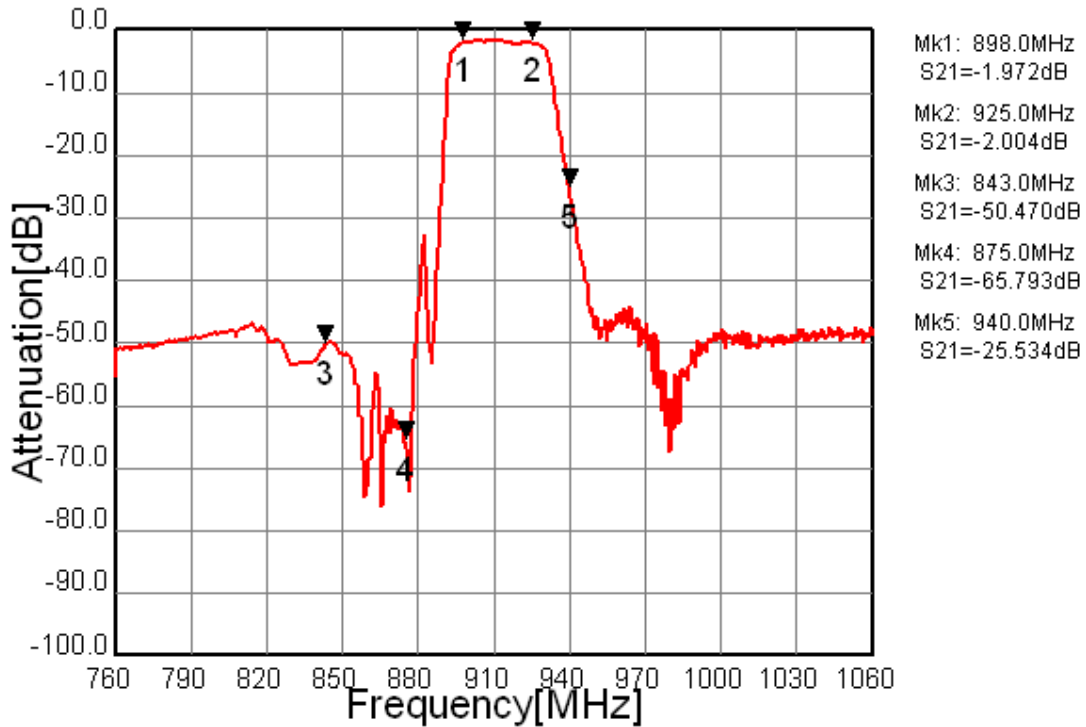


Fig.1 Pass-band Characteristics (Filter1)

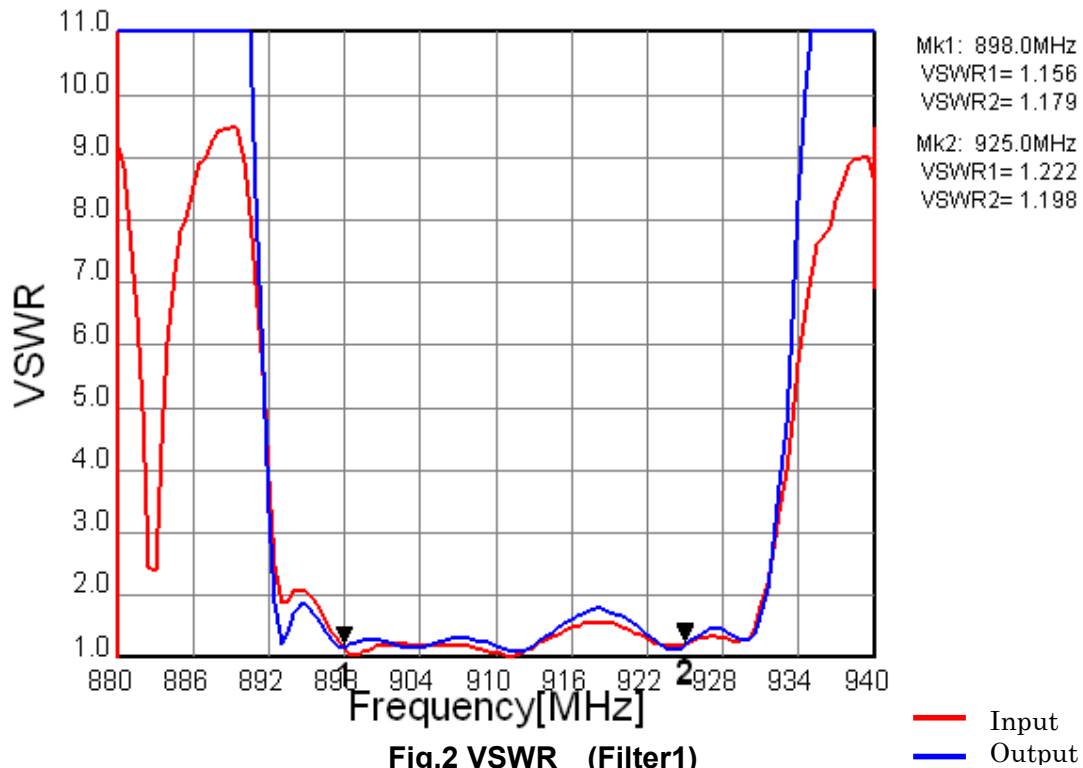


Fig.2 VSWR (Filter1)

TAIYO YUDEN



MSL1

* Pb Free Part

Customer Name	Standard Specification	TAIYO YUDEN Mobile Technology Co.,Ltd.	
System	JCDMA(BW27MHz)/ Cell Tx	Date	March 31, 2010
Part Number	FAR-G5KL-911M50-D4XC	Version 2.0bb	

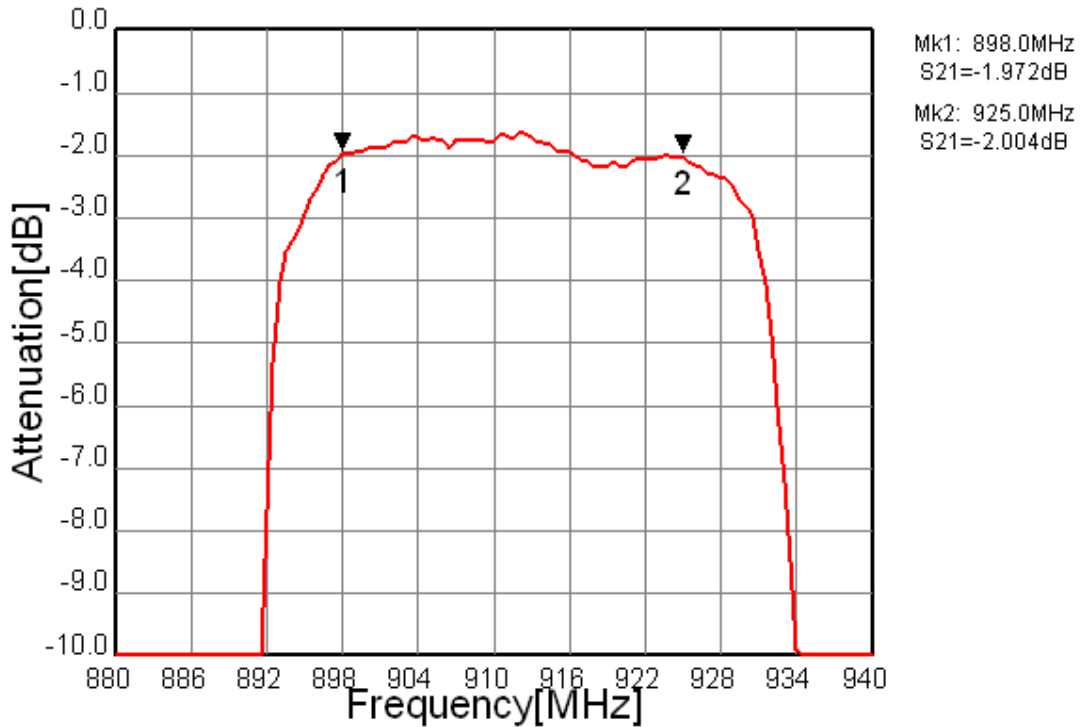


Fig.3 In-band Characteristics (Filter1)

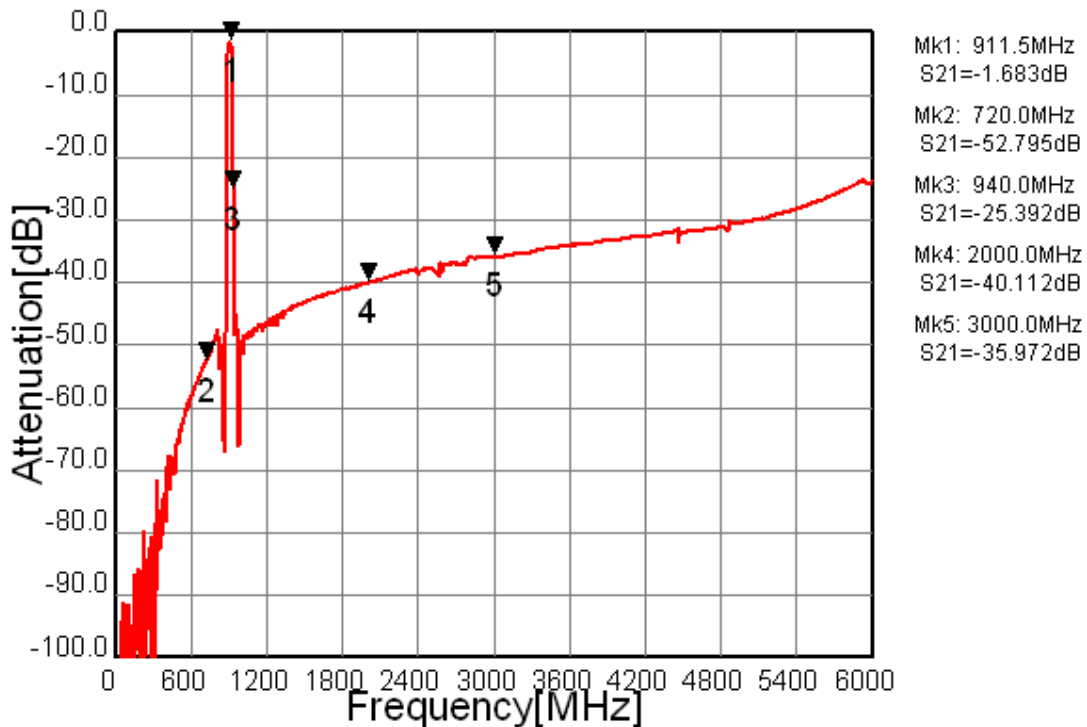


Fig.4 Wide-band Characteristics (Filter1)

TAIYO YUDEN



MSL1

* Pb Free Part

Customer Name	Standard Specification	TAIYO YUDEN Mobile Technology Co.,Ltd.	
System	JCDMA(BW27MHz)/ Cell Tx	Date	March 31, 2010
Part Number	FAR-G5KL-911M50-D4XC	Version 2.0bb	

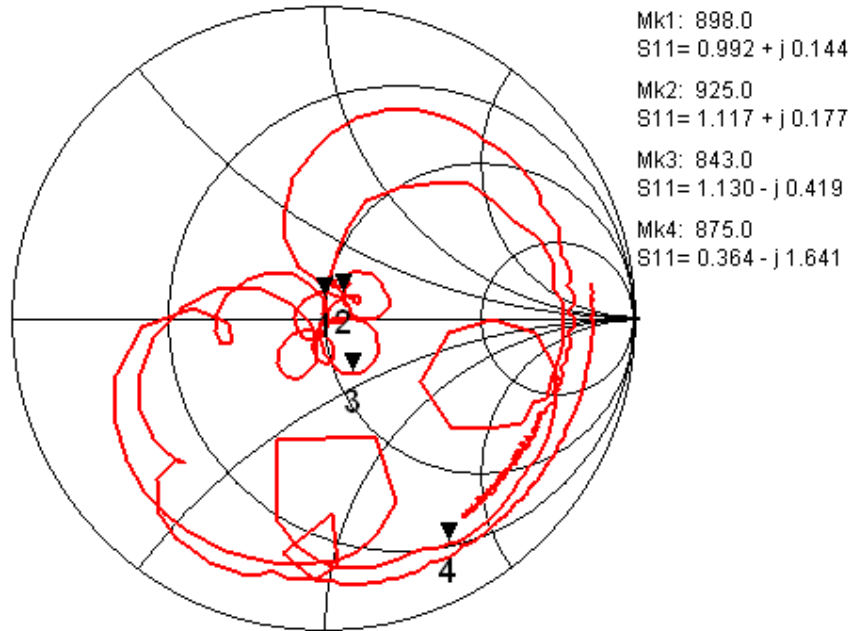


Fig.5 Input Impedance (Filter1)

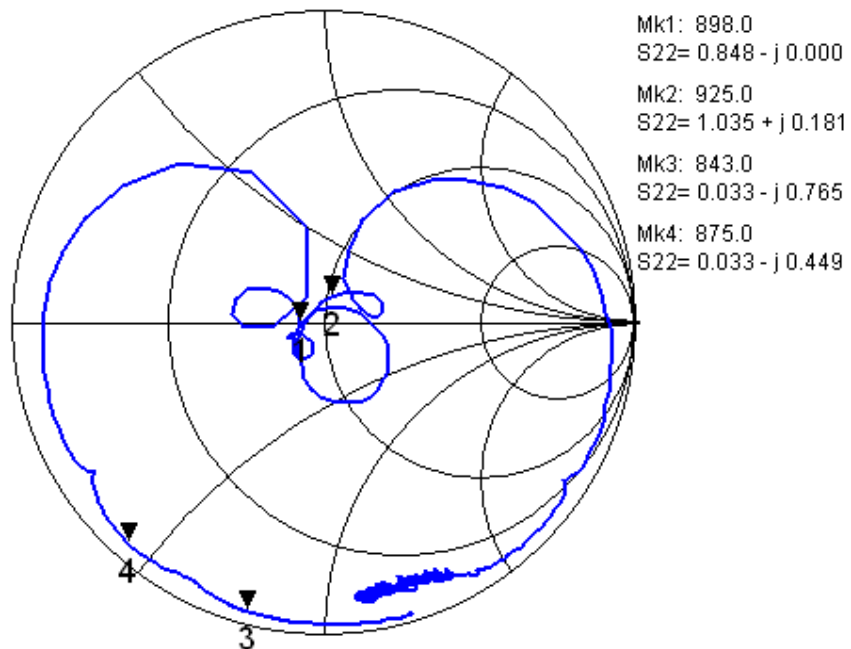


Fig.6 Output Impedance (Filter1)

TAIYO YUDEN



MSL1

* Pb Free Part

Customer Name	Standard Specification	TAIYO YUDEN Mobile Technology Co.,Ltd.	
System	JCDMA(BW27MHz)/ Cell Tx	Date	March 31, 2010
Part Number	FAR-G5KL-911M50-D4XC	Version 2.0bb	

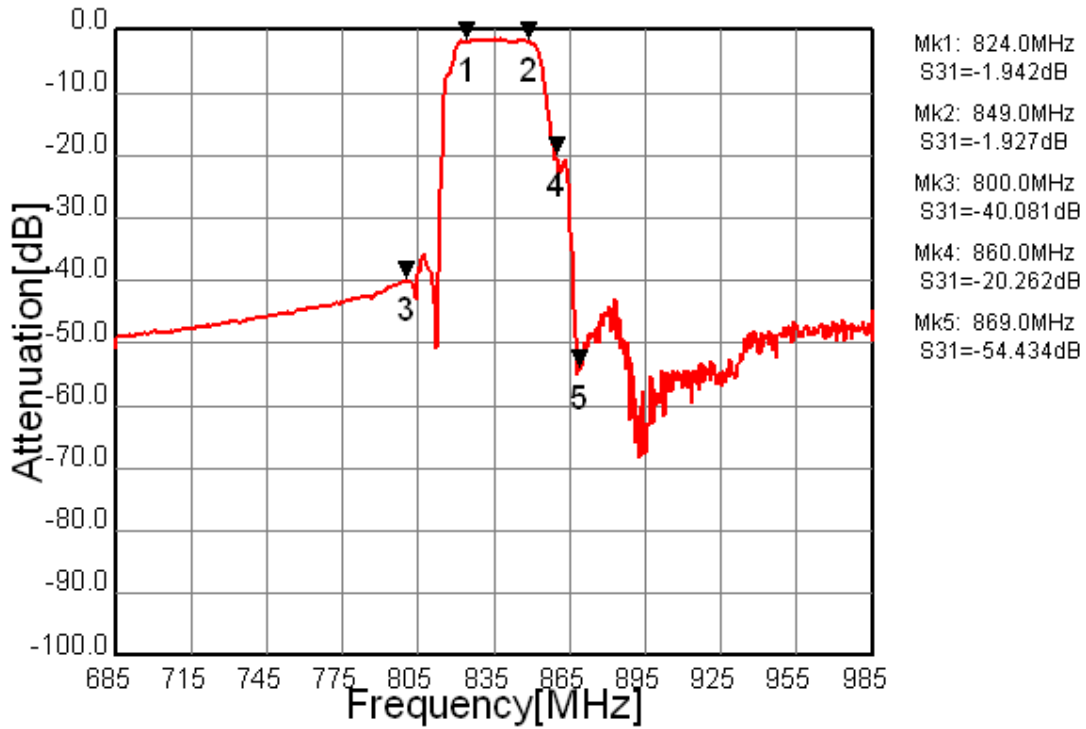


Fig.7 Pass-band Characteristics (Filter2)

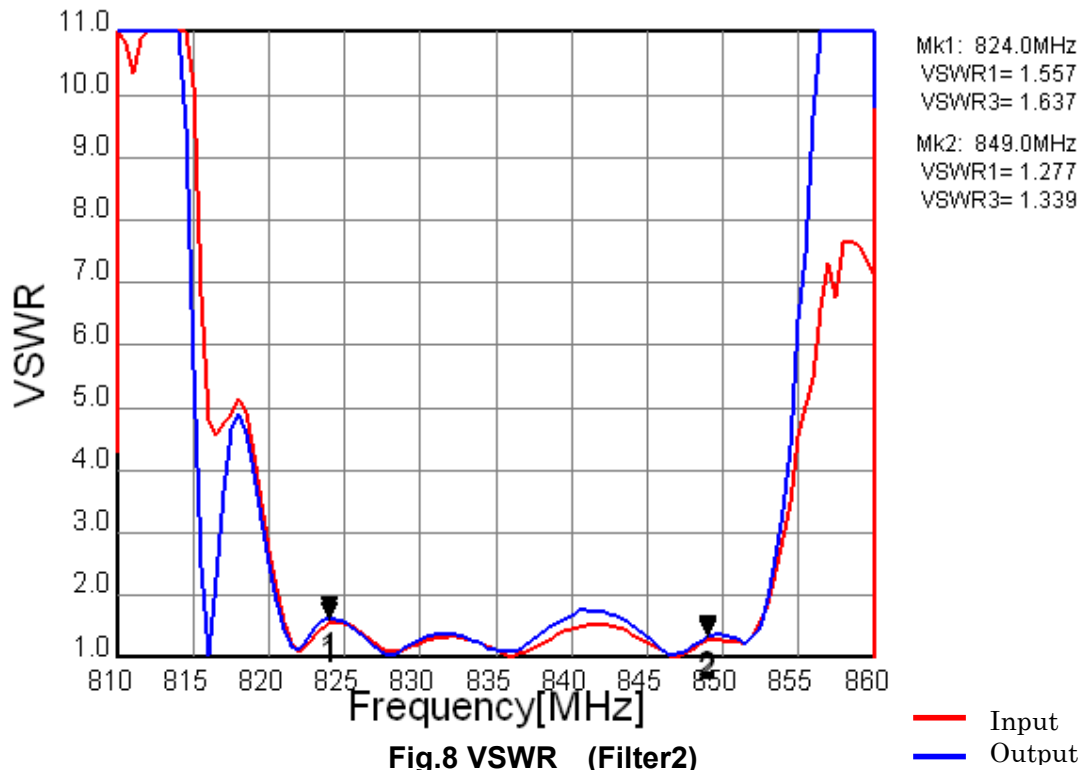


Fig.8 VSWR (Filter2)

TAIYO YUDEN



MSL1

* Pb Free Part

Customer Name	Standard Specification	TAIYO YUDEN Mobile Technology Co.,Ltd.	
System	JCDMA(BW27MHz)/ Cell Tx	Date	March 31, 2010
Part Number	FAR-G5KL-911M50-D4XC	Version 2.0bb	

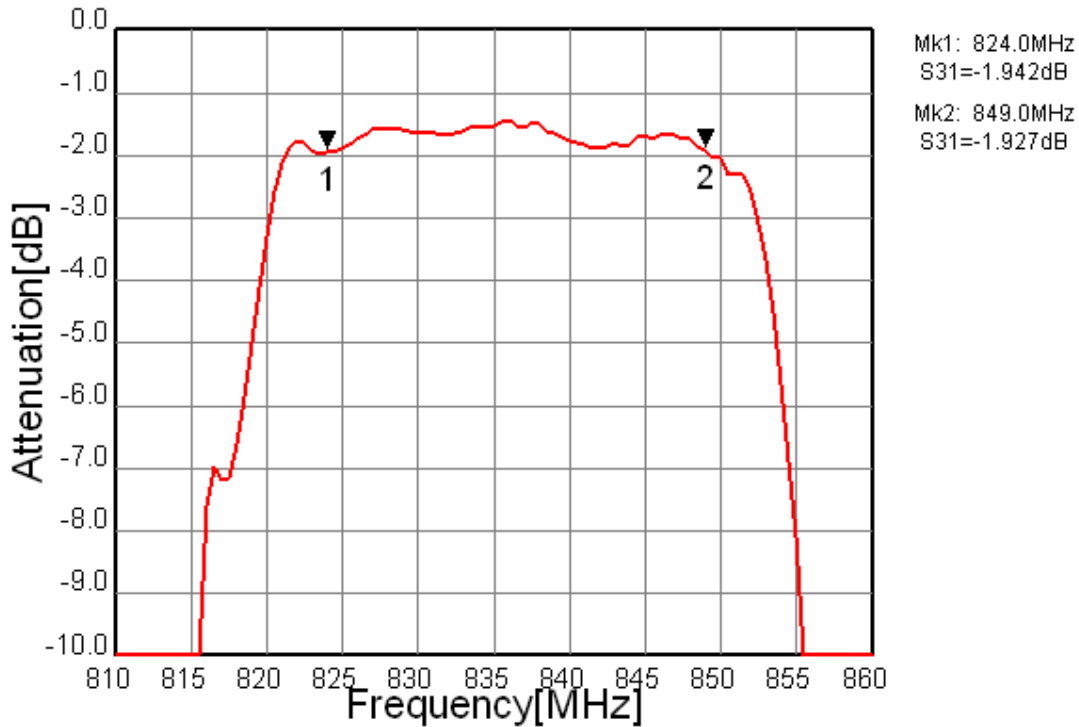


Fig.9 In-band Characteristics (Filter2)

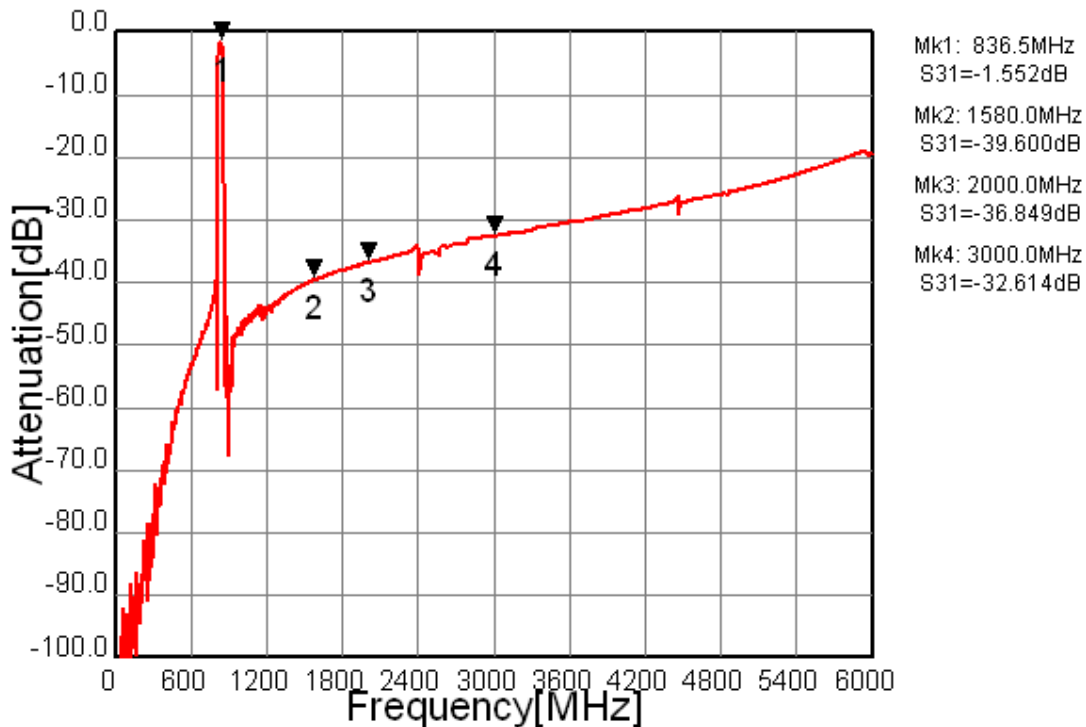


Fig.10 Wide-band Characteristics (Filter2)

TAIYO YUDEN



MSL1

* Pb Free Part

Customer Name	Standard Specification	TAIYO YUDEN Mobile Technology Co.,Ltd.	
System	JCDMA(BW27MHz)/ Cell Tx	Date	March 31, 2010
Part Number	FAR-G5KL-911M50-D4XC	Version 2.0bb	

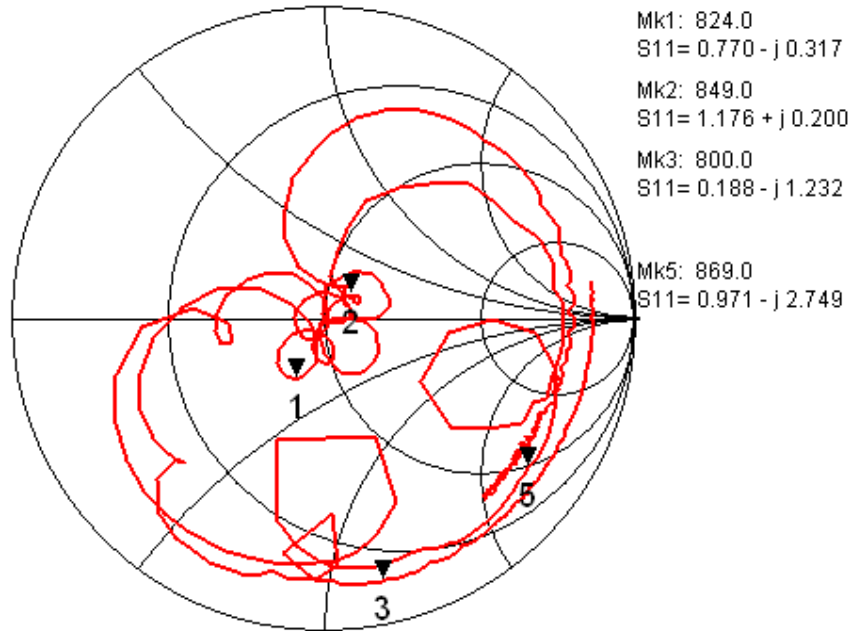


Fig.11 Input Impedance (Filter2)

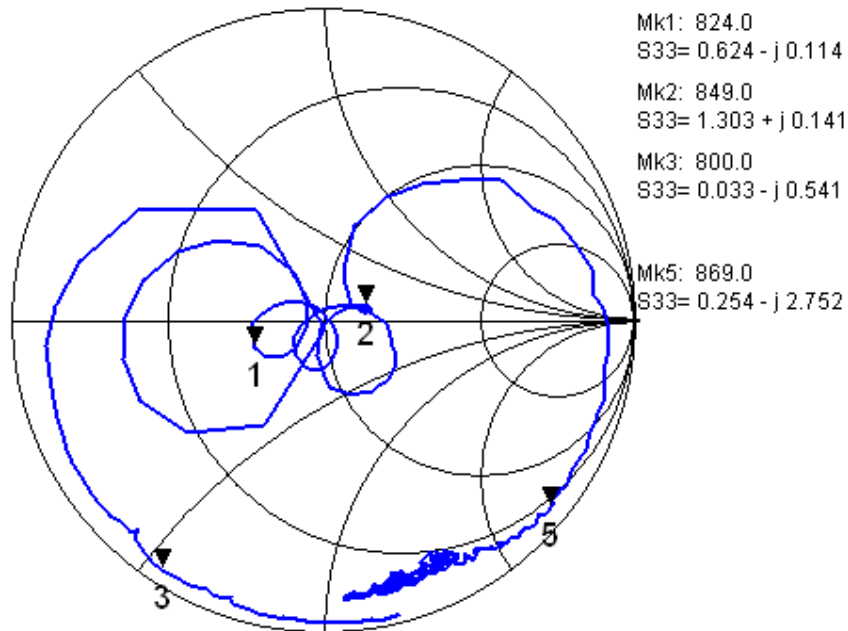


Fig.12 Output Impedance (Filter2)

TAIYO YUDEN