



MSL1

* Pb Free Part

Customer Name	Standard	TAIYO YUDEN Mobile Technology Co.,Ltd.	
System	Cell Band-Tx (50/50ohm Unbalance)	Date	March 31, 2010
Part Number	FAR-F5KA-836M50-D4CM	Version 2.0 b	

Table 1. Electrical specifications

Passband: 824 ~ 849 MHz						
Item	Condition	Specification				Remark
		Min.	Typ.	Max.	Unit	
Insertion Loss	824 - 849 MHz	-	1.8	2.3	dB	
Ripple	824 - 849 MHz	-	0.6	1.4	dB	
Absolute Attenuation	DC - 800 MHz	32	40	-	dB	
	869 - 894 MHz	28	35	-	dB	
	894 - 1050 MHz	32	40	-	dB	
	1050 - 1210 MHz	33	40	-	dB	
	1210 - 1580 MHz	30	37	-	dB	
	1580 - 2000 MHz	28	34	-	dB	
	2000 - 3000 MHz	24	30	-	dB	
VSWR(Input)	824 - 849 MHz	-	1.8	2.1		
VSWR(Output)	824 - 849 MHz	-	1.8	2.1		
Input Impedance		50			Ohm	
Output Impedance		50			Ohm	
Device Size	-	1.4typ.x1.0typ.x0.5max.			°C	
Operating temp.	-	-30 ~ +85			°C	

TAIYO YUDEN



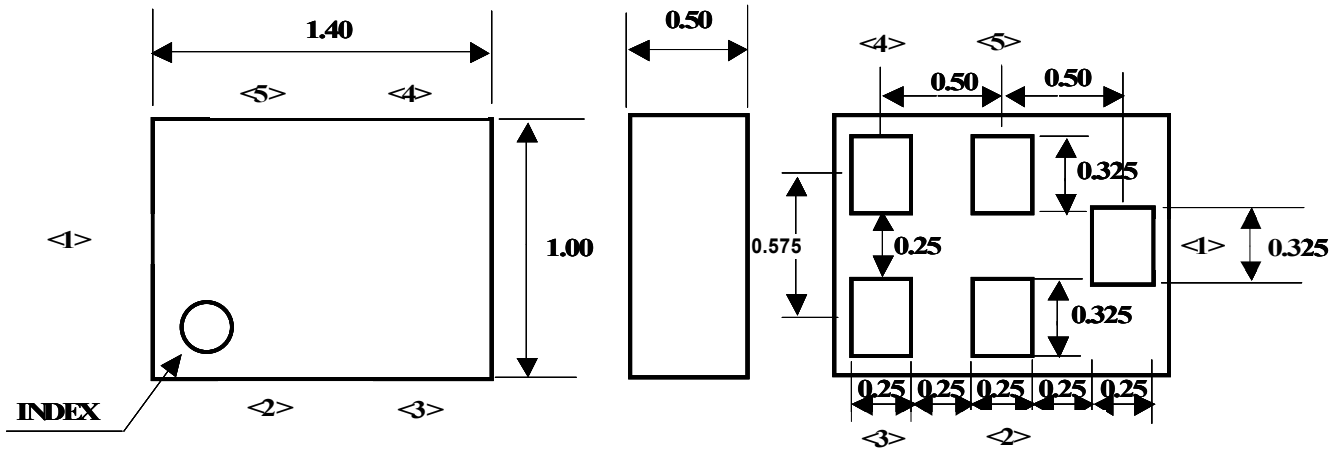
MSL1

* Pb Free Part

Customer Name	Standard	TAIYO YUDEN Mobile Technology Co.,Ltd.	
System	Cell Band-Tx (50/50ohm Unbalance)	Date	March 31, 2010
Part Number	FAR-F5KA-836M50-D4CM	Version 2.0 b	

Dimension

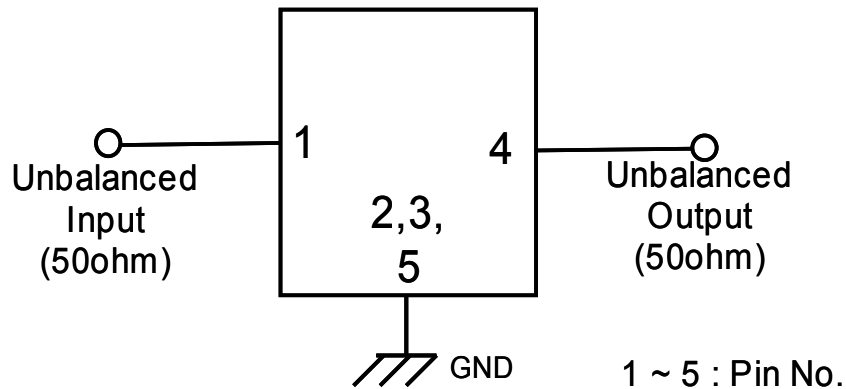
Device size: 1.4mmtyp. x 1.0mmtyp. x 0.5max.



Pin Configuration

Pin No.	Symbol	Function
1	IN	Unbalanced pin
2	GND	Ground
3	GND	Ground
4	OUT	Unbalanced pin
5	GND	Ground

Evaluation Circuit



TAIYO YUDEN



MSL1

* Pb Free Part

Customer Name	Standard	TAIYO YUDEN Mobile Technology Co.,Ltd.	
System	Cell Band-Tx (50/50ohm Unbalance)	Date	March 31, 2010
Part Number	FAR-F5KA-836M50-D4CM	Version 2.0 b	

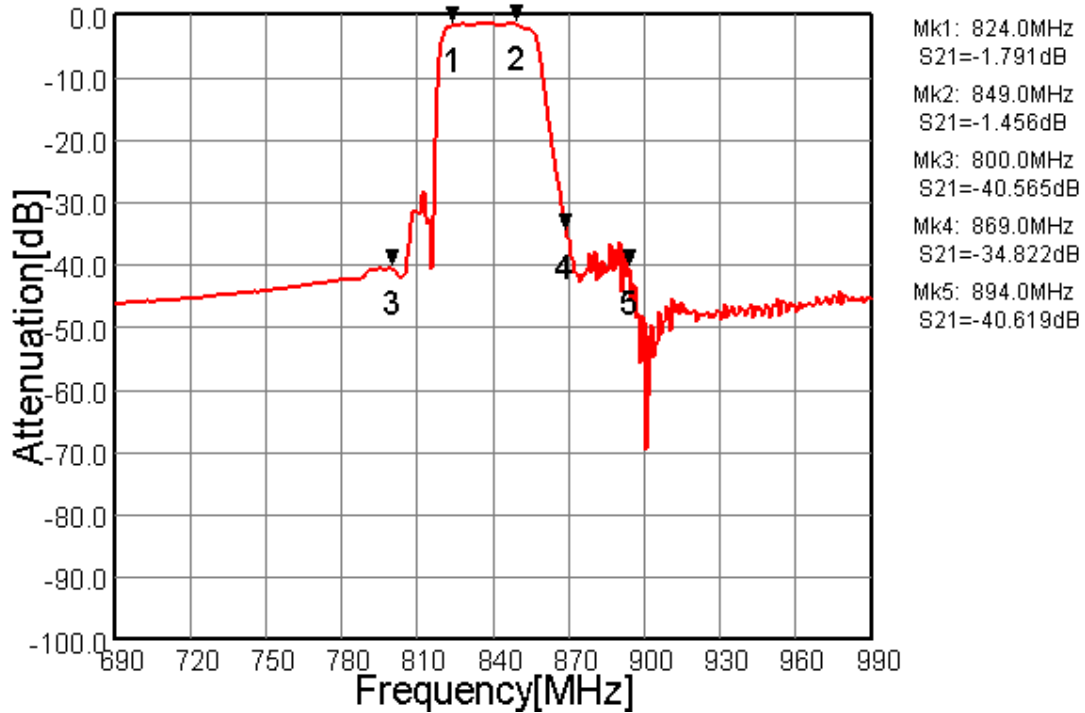


Fig.1 Pass-band Characteristics

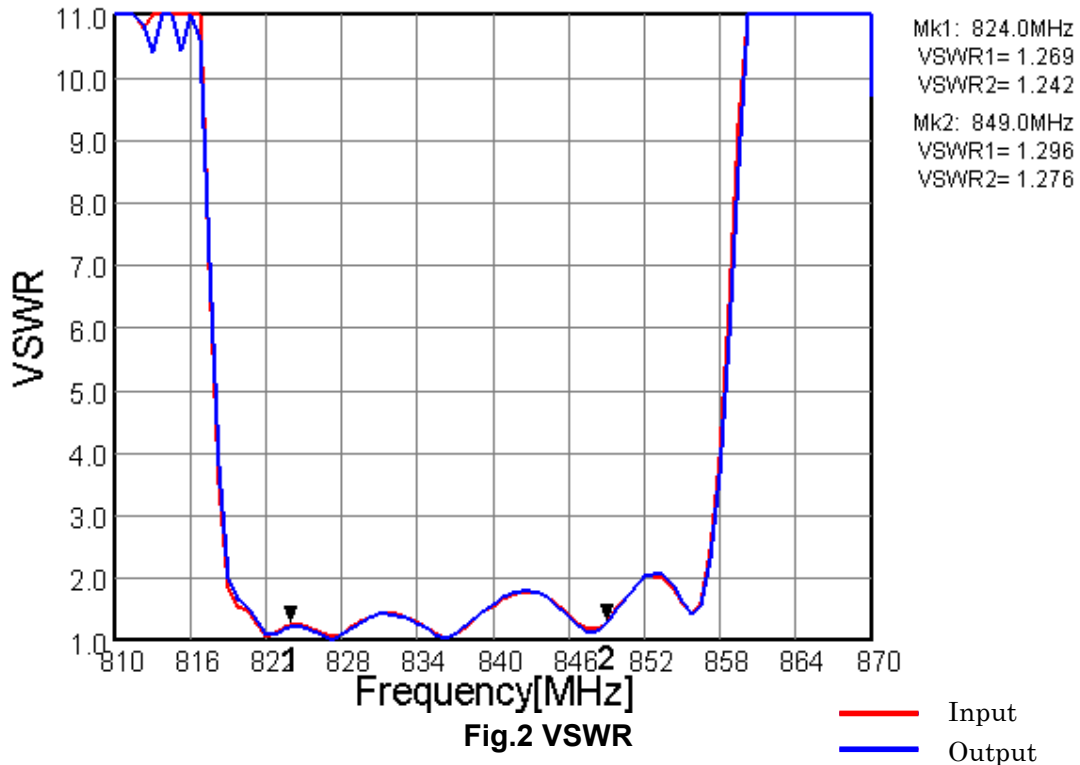


Fig.2 VSWR

TAIYO YUDEN



MSL1

* Pb Free Part

Customer Name	Standard	TAIYO YUDEN Mobile Technology Co.,Ltd.	
System	Cell Band-Tx (50/50ohm Unbalance)	Date	March 31, 2010
Part Number	FAR-F5KA-836M50-D4CM	Version 2.0 b	

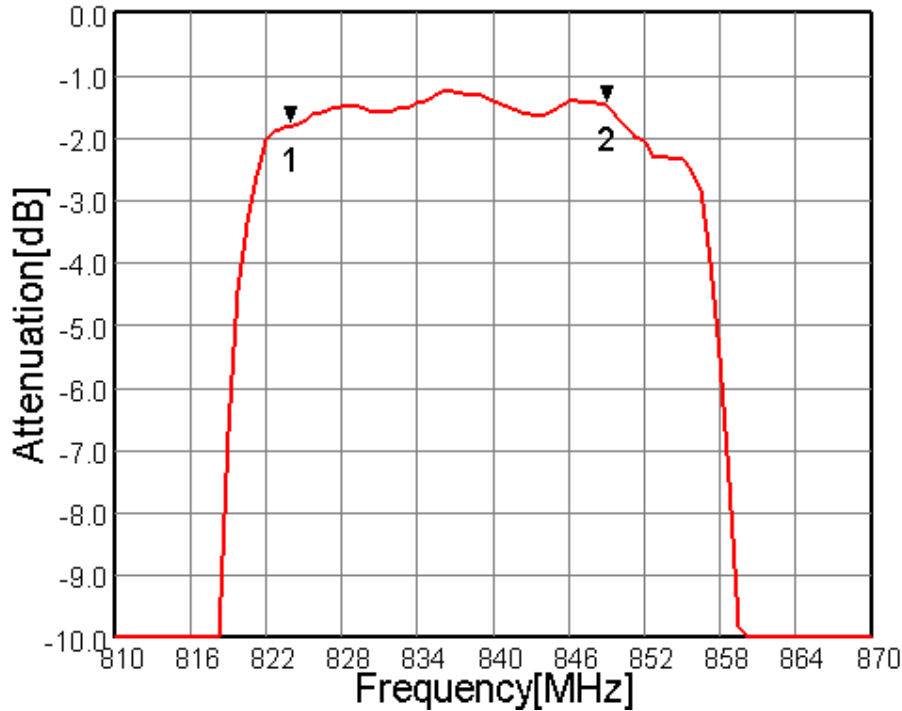


Fig.3 In-band Characteristics

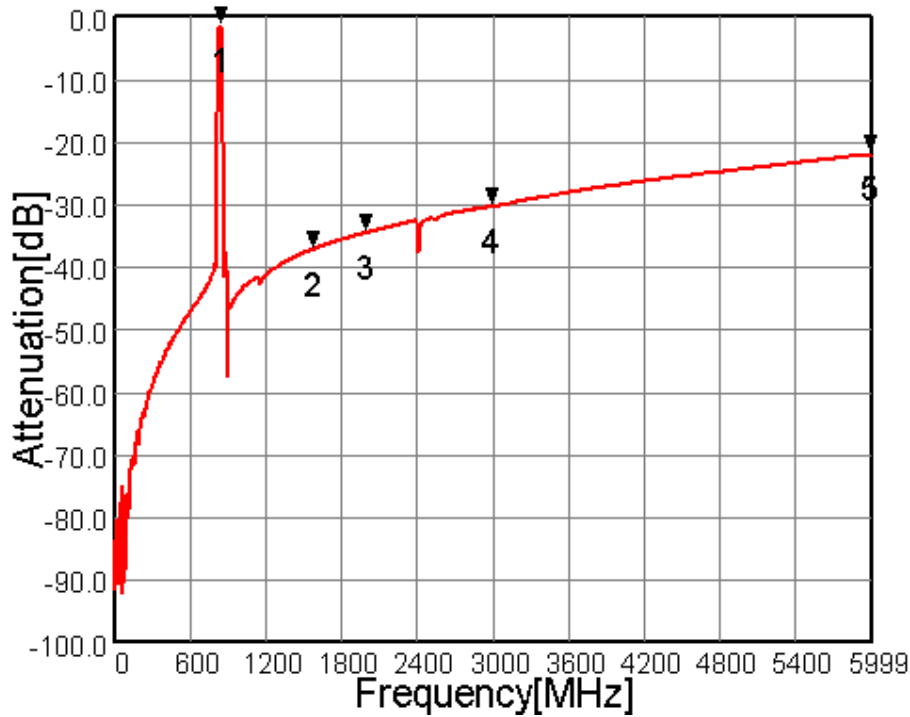


Fig.4 Wide-band Characteristics

TAIYO YUDEN



MSL1

* Pb Free Part

Customer Name	Standard	TAIYO YUDEN Mobile Technology Co.,Ltd.	
System	Cell Band-Tx (50/50ohm Unbalance)	Date	March 31, 2010
Part Number	FAR-F5KA-836M50-D4CM	Version 2.0 b	

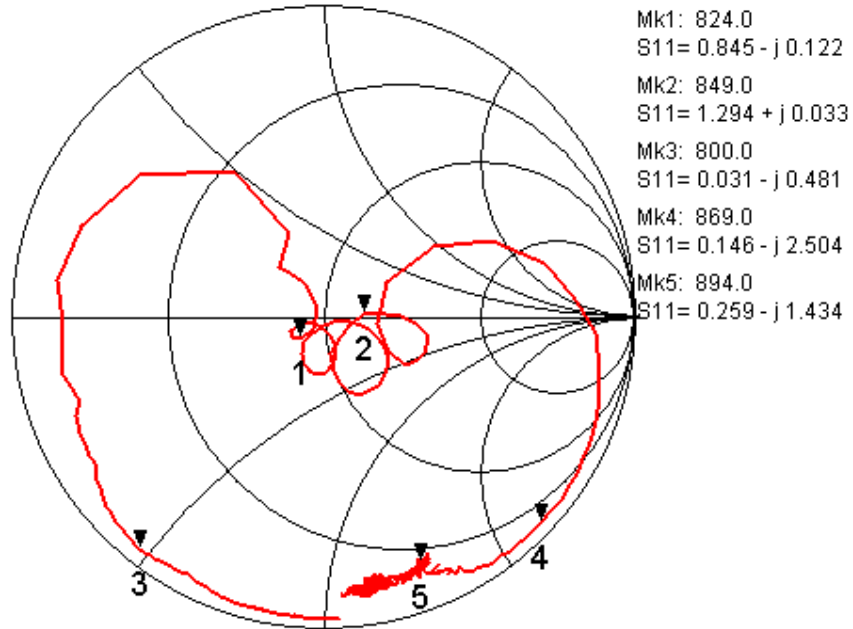


Fig.5 Input Impedance

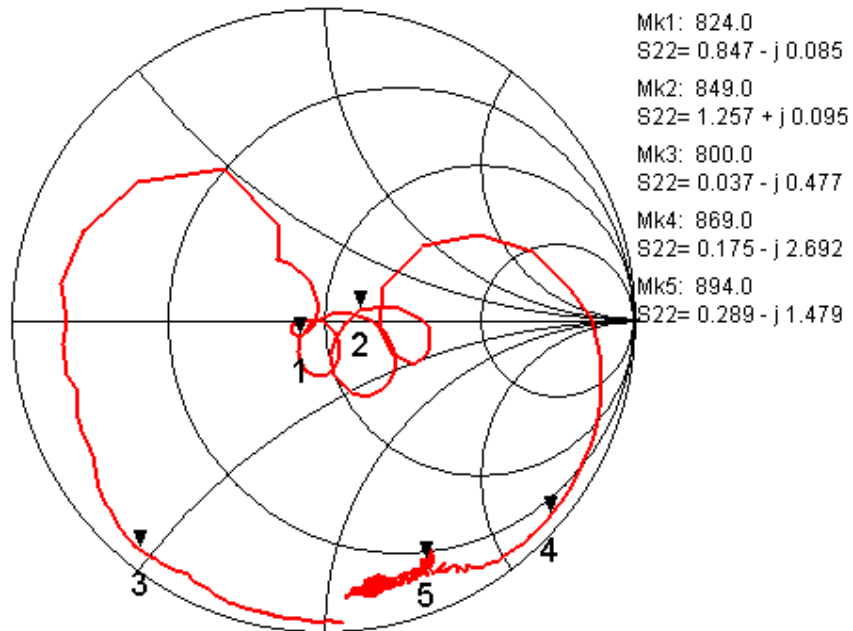


Fig.6 Output Impedance

TAIYO YUDEN