

PT 2,5/ 4-7,5-H

Order No.: 1988121

The figure shows a 10-position version of the product

<http://eshop.phoenixcontact.de/phoenix/treeViewClick.do?UID=1988121>

PC terminal block, Nominal current: 32 A, Nom. voltage: 500 V,
Pitch: 7.5 mm, Number of positions: 4, Type of connection: Screw
connection, Mounting: Soldering, Conductor/PCB connection direction:
0 °, Color: green

Commercial data

GTIN (EAN)	4046356036658
sales group	E403
Pack	250 pcs.
Customs tariff	85369010
Weight/Piece	0.00541 KG
Catalog page information	Page 475 (CC-2009)

Product notes

WEEE/RoHS-compliant since:
08/26/2003



[http://
www.download.phoenixcontact.com](http://www.download.phoenixcontact.com)
Please note that the data given
here has been taken from the
online catalog. For comprehensive
information and data, please refer
to the user documentation. The
General Terms and Conditions of
Use apply to Internet downloads.

Technical data

Dimensions / positions

Length	9 mm
Height	13.5 mm
Pitch	7.5 mm

Dimension a	22.5 mm
Number of positions	4
Pin dimensions	1,0 mm
Pin spacing	7.5 mm
Hole diameter	1.3 mm
Screw thread	M3
Tightening torque, min	0.45 Nm
Tightening torque max	0.5 Nm

Technical data

Range of articles	PT 2,5/..-H
Insulating material group	I
Rated surge voltage (III/3)	6 kV
Rated surge voltage (III/2)	6 kV
Rated surge voltage (II/2)	6 kV
Rated voltage (III/2)	800 V
Rated voltage (II/2)	1000 V
Connection in acc. with standard	EN-VDE
Nominal current I_N	32 A
Nominal voltage U_N	500 V
Nominal cross section	4 mm ²
Maximum load current	32 A
Insulating material	PA
Inflammability class acc. to UL 94	V0
Internal cylindrical gage	A3
Stripping length	6.5 mm
Nominal voltage, UL/CUL Use Group B	300 V
Nominal current, UL/CUL Use Group B	20 A
Nominal voltage, UL/CUL Use Group C	150 V
Nominal current, UL/CUL Use Group C	20 A
Nominal voltage, UL/CUL Use Group D	300 V
Nominal current, UL/CUL Use Group D	10 A

Connection data

Conductor cross section solid min.	0.5 mm ²
Conductor cross section solid max.	4 mm ²

Conductor cross section stranded min.	0.5 mm ²
Conductor cross section stranded max.	4 mm ²
Conductor cross section stranded, with ferrule without plastic sleeve min.	0.5 mm ²
Conductor cross section stranded, with ferrule without plastic sleeve max.	2.5 mm ²
Conductor cross section stranded, with ferrule with plastic sleeve min.	0.5 mm ²
Conductor cross section stranded, with ferrule with plastic sleeve max.	2.5 mm ²
Conductor cross section AWG/kcmil min.	20
Conductor cross section AWG/kcmil max	10
2 conductors with same cross section, solid min.	0.5 mm ²
2 conductors with same cross section, solid max.	1 mm ²
2 conductors with same cross section, stranded min.	0.5 mm ²
2 conductors with same cross section, stranded max.	1 mm ²
2 conductors with same cross section, stranded, ferrules without plastic sleeve, min.	0.5 mm ²
2 conductors with same cross section, stranded, ferrules without plastic sleeve, max.	0.75 mm ² The technical data regarding clamping with ferrules applies only when using crimping pliers ZA 3. When using ferrules, it is necessary to take into account possible restrictions regarding nominal voltage.
2 conductors with same cross section, stranded, TWIN ferrules with plastic sleeve, min.	0.5 mm ²
2 conductors with same cross section, stranded, TWIN ferrules with plastic sleeve, max.	1.5 mm ² The technical data regarding clamping with ferrules applies only when using crimping pliers ZA 3. When using ferrules, it is necessary to take into account possible restrictions regarding nominal voltage.
Minimum AWG according to UL/CUL	20
Maximum AWG according to UL/CUL	12

Certificates / Approvals



Certification

CB, CCA, CUL, UL, VDE-PZI

CUL

Nominal voltage U _N	300 V
--------------------------------	-------

Nominal current I_N	20 A
AWG/kcmil	20-12

UL

Nominal voltage U_N	300 V
Nominal current I_N	20 A
AWG/kcmil	20-12

Accessories

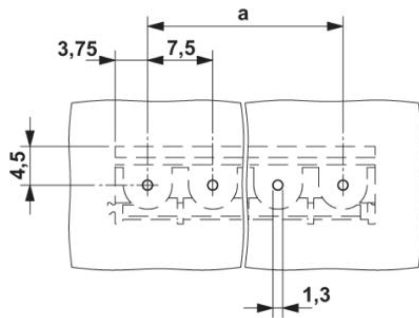
Item	Designation	Description
Marking		
0804455	SK 7,5/3,8:FORTL.ZAHLEN	Marker card, self-adhesive, 10-section marker strip, 12 identical decades marked 1-10, 11-20 etc. up to 91-100, sufficient for 120 terminal blocks

Tools

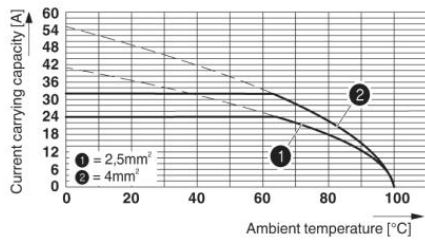
1205053	SZS 0,6X3,5	Actuation tool, for ST terminal blocks, insulated, also suitable for use as a bladed screwdriver, size: 0.6 x 3.5 x 100 mm, 2-component grip, with non-slip grip
---------	-------------	--

Diagrams/Drawings

Drilling plan/solder pad geometry

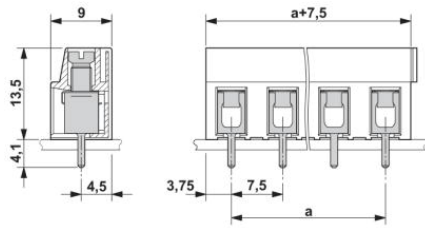


Diagram



Derating diagram for 5 pins;reduction factor=1

Dimensioned drawing



Address

PHOENIX CONTACT Inc., USA
586 Fulling Mill Road
Middletown, PA 17057, USA
Phone (800) 888-7388
Fax (717) 944-1625
<http://www.phoenixcon.com>



© 2010 Phoenix Contact
Technical modifications reserved;