

## 59170 Moulded MDSR-I0 Switch



### Features

- 2 part magnetically operated proximity sensor
- Leaded and Gull Wing options
- Tape and reel option (consult Hamlin)
- Stand-offs to allow board washing
- Customer defined sensitivity
- Solder reflow capable

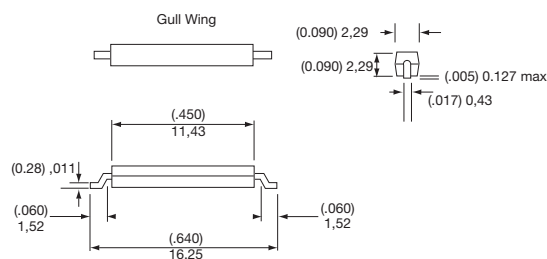
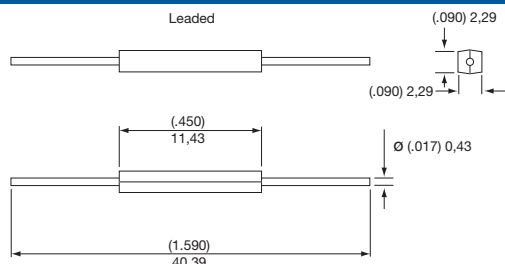
### Benefits

- Suitable for pick and place
- No standby power requirement
- Operates through non-ferrous materials such as wood, plastic or aluminium
- Hermetically sealed, magnetically operated contacts continue to operate long after optical and other technologies fail due to contamination

### Applications

- Position and limit sensing
- Security system switch
- Door switch

## DIMENSIONS (in) mm



## SPECIFICATIONS

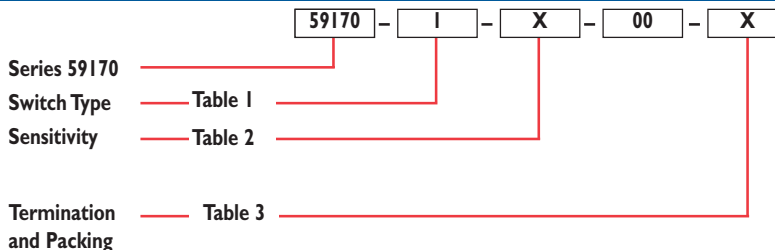
TABLE 1			Normally Open
Contact Type			
Switch Type			I
Voltage	Power	Watt - max.	10
	Switching	Vdc - max.	200
Current	Breakdown	Vdc - min.	250
	Switching	A - max.	0.5
Resistance	Carry	A - max.	0.8
	Contact, Initial	Ω - max.	0.1
Capacitance	Insulation	Ω - min.	10 <sup>10</sup>
	Contact	pF - typ.	0.3
Temperature	Operating	°C	-40 to +125
	Storage	°C	-65 to +125
Time	Operate	ms - max.	1.0
	Release	ms - max.	0.5
Shock	1 lms 1/2 sine	G - max.	100
Vibration	50-2000 Hz	G - max.	30

## CUSTOMER OPTIONS - Sensitivity and Termination Specification

TABLE 2							
Sensitivity Options:-							
Activate Distances are approximate using Hamlin 57045 actuator as illustrated Switch AT before modification							
Select Option		S		T		U	
Switch Type	Pull In AT Range	Activate Distance d (in) mm	Pull In AT Range	Activate Distance d (in) mm	Pull In AT Range	Activate Distance d (in) mm	
I	Normally Open	10-15 7.5	(.295) 7.5	15-20 6.5	(.256) 6.5	20-25 5.0	(.197) 5.0

TABLE 3	
Termination and Packing Options:-	
SELECT OPTION	DESCRIPTION
A	Leaded
C	Gull Wing bulk packed
D	Gull Wing taped and reel

## ORDERING INFORMATION



**Hamlin USA** Tel: +1 920 648 3000 • Fax: +1 920 648 3001 • Email: sales.us@hamlin.com  
**Hamlin UK** Tel: +44 (0)1379 649700 • Fax: +44 (0)1379 649702 • Email: sales.uk@hamlin.com  
**Hamlin Germany** Tel: +49 (0) 6142 923920 • Fax: +49 (0) 6142 923921 • Email: sales.de@hamlin.com  
**Hamectrol France** Tel: +33(0) 1 6047 3000 • Fax: +33(0) 1 6015 9136 • Email: sales.fr@hamlin.com

Issue No:2 Date:01.07.07 DCR B5306

INFORMATION PROVIDED ON THIS DATA SHEET IS PROVIDED FOR INFORMATION PURPOSES ONLY AND SHOULD NOT BE RELIED UPON AS BEING ACCURATE FOR ANY PARTICULAR PURPOSE. Product performance may be affected by the application to which the product is put. Upon request, HAMLIN will assist purchasers by providing information specific to any particular application. HAMLIN disclaims any and all liability whatsoever for any purchaser's reliance upon the information contained on this data sheet without further consultation with authorised representatives of HAMLIN.