MICRO SWITCH
a Honeywell Division
FED. MFG. CODE 91929

SWITCH - ENCLOSED

CATALOG LISTING
HS-1031
CUSTOMER PART NUMBER
10555804

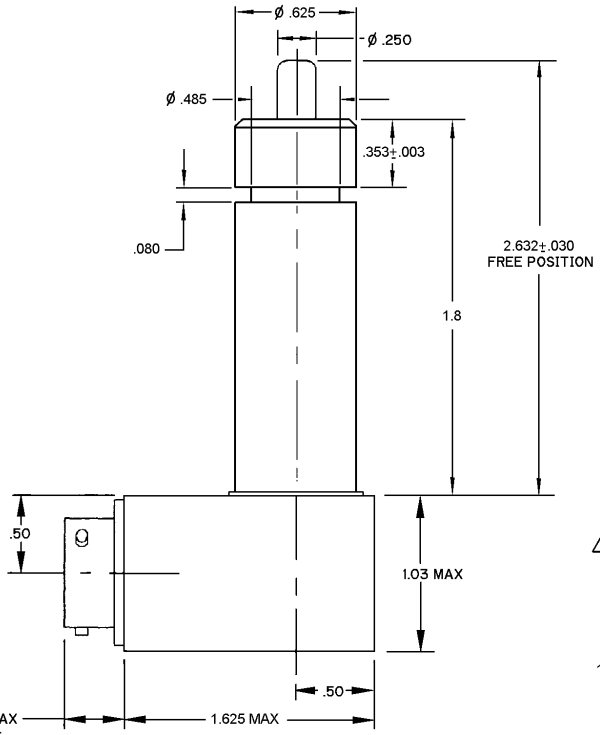

ANSI Y14.5M–1982 APPLIES

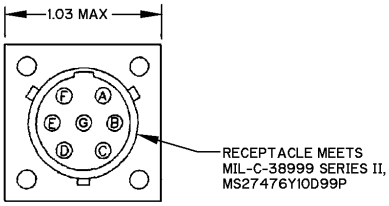

CONNECTOR/END VIEW DETAIL

CIRCUIT DIAGRAM

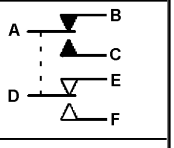

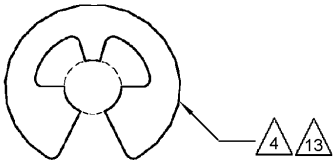

NOTES
1 - PRINT CIRCUIT DIAGRAM, CATALOG LISTING AND DATE CODE ON NAMEPLATE
2 - CORROSION RESISTANT STEEL PLUNGER, BUSHING AND E-RING
3 - SWITCH SEALED PER MIL-PRF-8805 SYMBOL 3
4 HARDWARE MAY BE PACKAGED UNASSEMBLED PER MIL-PRF-8805
5 - HOUSING IS PLATED TO RESIST CORROSION, AND PAINTED WITH GREEN EPOXY BASED ENAMEL, FED-STD-595, COLOR 34151, PER MIL-C-22750
6 - SHOCK PER MIL-PRF-8805, SYMBOL M
7 - VIBRATION PER MIL-PRF-8805, GRADE I
8 - MINIMUM MECHANICAL LIFE: 100,000 CYCLES
9 - MINIMUM ELECTRICAL LIFE: 25,000 CYCLES AT RATED LOAD
10 - INITIAL OPERATION OF THE SWITCH WILL OCCUR WITHIN THE PRETRAVEL SPECIFICATION AND RELEASE PER THE CLICK DISTANCE SPECIFICATION. CLICK DISTANCE IS THE DISTANCE THE PLUNGER RETURNS FROM THE DOWNWARD STROKE TO THE POINT OF CIRCUIT TRANSFER
11 - INSTALLATION OF THE SWITCH SHOULD DEPRESS THE PLUNGER A MINIMUM OF THE SUM OF THE PRETRAVEL AND THE CLICK DISTANCE. IF THE PLUNGER TRAVEL IS LESS THEN THIS SUM, THE CLICK DISTANCE WILL BE EQUAL TO THE PLUNGER TRAVEL MINUS THE PRETRAVEL
12 - THE SWITCH WILL SELF ADJUST TO THE PROPER RELATIONSHIP WITH THE ACTUATOR UPON COMPLETION OF THE FIRST CYCLE. THIS RELATIONSHIP WILL REMAIN CONSTANT UNTIL THE ACTUATOR HAS A GROSS CHANGE IN DISPLACEMENT. THE SWITCH MAY THEN BE REINSTALLED TO THE NEW OR OLD ACTUATOR DISPLACEMENT AND ONCE AGAIN IT WILL SELF ADJUST TO THE PROPER RELATIONSHIP
13 WALDES KOHINOOR SERIES 5131-62H OR EQUIVALENT

THIS DRAWING COVERS A PROPRIETARY ITEM AND IS THE PROPERTY OF MICRO SWITCH, A DIVISION OF HONEYWELL. THIS DRAWING IS NOT TO BE COPIED OR USED WITHOUT THE APPROVAL OF MICRO SWITCH

THIRD ANGLE PROJECTION
SCALE 2:1
DO NOT SCALE PRINT

CHARACTERISTICS	
OPERATING FORCE	5-30 LBS
ACTUATION FORCE	30 LBS MAX
RELEASE FORCE	4 LB MIN
PRETRAVEL	.040 MAX
CLICK DISTANCE	.300 MIN
TOTAL TRAVEL	.500 MIN

ELECTRICAL DATA
CONTACT ARRANGEMENT
2X SPDT

LOAD (AMPS)	28 VDC	
	SEA LEVEL	50,000 FT
RESISTIVE	7	4
INDUCTIVE	4	2.5

UNLESS OTHERWISE SPECIFIED TOLERANCES ARE

ONE PLACE	(.0)	±.030
TWO PLACE	(.00)	±.015
THREE PLACE	(.000)	±.005
ANGLES		±

WEIGHT

CATALOG LISTING HS-1031 PAGE 1 OF 1
RELEASE NO. 201372
REPLACES
ISSUE 3
CHECK
REVISIONS
A 203377 CSL 27 JUN 01
B 0002473 CSL 16 DEC 03
CHECK
29 SEP 00
SAV
CHECK
29 SEP 00
RASTER
DRAWN CSL

Downloaded from Elcodis.com electronic components distributor