

Honeywell

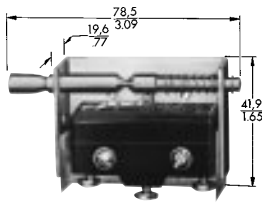
Interactive Catalog Replaces Catalog Pages

Honeywell Sensing and Control has replaced the PDF product catalog with the new **Interactive Catalog**. The **Interactive Catalog** is a power search tool that makes it easier to find product information. It includes more installation, application, and technical information than ever before.

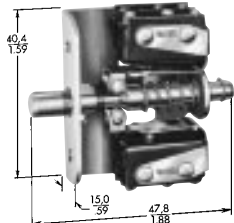


**Click this icon to try the new
Interactive Catalog.**

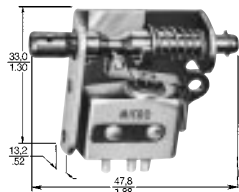
Door




Style 1




Style 2




Style 3



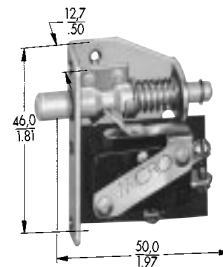
Style 4




Style 5



Style 6



Style 7



Style 8

FEATURES

- Automatically cut power when service door or drawer is opened, helping protect personnel and equipment.
- Enables circuit testing with power On by manually pulling rod actuator to maintained-On position. (Closing door or drawer resets switch.)
- Basic switches are component recognized by UL to UL1054 special use switches.
- UL recognized AC are available

ELECTRICAL RATINGS

A	15 amps, 125, 250 or 480 VAC; 1/2 amp, 125 VDC; 1/4 amp, 250 VDC.
B	5 amps, 125 or 250 VAC; 30 VDC ind., 3 amps (sea level) and 2.5 amps (50,000 ft.); res., 5 amps (sea level and 50,000 ft.); max. inrush 25 amps.
C	15 amps, 125 or 250 VAC; 1/2 amp, 125 VDC; 1/4 amp, 250 VDC; 1/3 hp, 125 or 250 VAC.

Characteristics:
 F.P. — Free Position;
 O.P. — Operating Position;
 D.P. — Depressed Position.

ORDER GUIDES WITH STEEL ROD ACTUATORS

Style No.	Description	Basic Switch	Elec. Rating	Catalog Listing	F.P. max. mm In.	O.P. min. mm In.	D.P. max. mm In.	Temp. Ratings
1	15 amps, SPDT.	BZ	A	1AC2	11,1 .438	6,35 .250	3,18 .125	-65°F to +180°F
2	5 amps, Four SPDT ckts.	SM(4)	B	8AC1	9,53 .375	5,16 .203	3,18 .125	-65°F to +250°F
3	Three 6-foot leads. Sealed basic switches 5 amps, SPDT	SE	B	9AC4	9,53 .375	5,16 .203	3,18 .125	-65°F to +221°F
3	Two 3-foot leads. Sealed basic switches. 5 amps, SPST-N.O.	SE	B	9AC12-3	9,53 .375	5,16 .203	3,18 .125	-65°F to +221°F
4	Can be reset without momentary ckt. break. 15 amps, SPDT.	V3	C	13AC1	15,9 .625	12,3 .485	6,68 .263	-67°F to +300°F
5	Miniature size. 5 amps, SPDT	SM	B	17AC1-T 17AC18-T† (MS16106-4)	9,53 .375	5,59 .220	4,45 .175	-65°F to +250°F -67°F to +185°F
6	Tapped hole in end of actuator rod. 15 amps, SPDT.	V3	C	2AC59† (MS16106-1)	9,53 .375	5,16 .203	3,18 .125	-67°F to +185°F

†-These are military approved listings and the temperature range shown is for the finished product. All other listings are not military approved and the temperature range shown is the range for the basic switch only.

WITH HIGH STRENGTH THERMOPLASTIC ROD ACTUATORS*

2	5 amps. Four SPDT ckts.	SM(4)	B	8AC9 (MS16106-3)	9,53 .375	5,16 .203	3,18 .125	
6	15 amps. SPDT.	V3	C	22AC1	9,53 .375	5,16 .203	3,18 .125	
6	Tapped hole in end of actuator rod. 15 amps. SPDT.	V3	C	22AC2	9,53 .375	5,16 .203	3,18 .125	
7	15 amps. SPDT.	V3	C	23AC1	9,53 .375	5,16 .203	3,18 .125	
7	Tapped hole in end of actuator rod. 15 amps. SPDT.	V3	C	23AC2	9,53 .375	5,16 .203	3,18 .125	
8	15 amps. Two SPDT ckts.	V3(2)	C	24AC1	9,53 .375	4,75 .187	3,18 .125	
8	Tapped hole in end of actuator rod. 15 amps. Two SPDT ckts.	V3(2)	C	24AC2 4AC54** (MS16106-2) 4AC55 (MS16106-5)	9,53 .375	4,75 .187	3,18 .125	

*Not for use above 85°C (+185°F). Use steel actuators at higher temperatures. For additional catalog listings, contact the 800 number.

**Both switches operate on pull stroke, only one switch operates on push (reset) stroke.

Sealed/High Temperature