

4

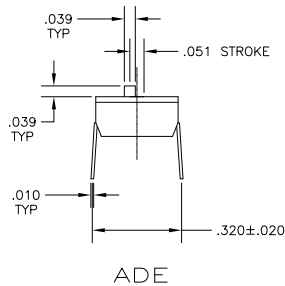
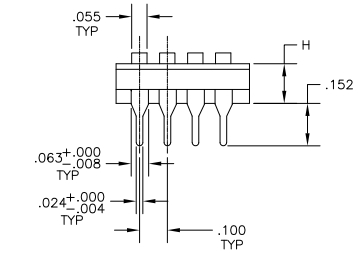
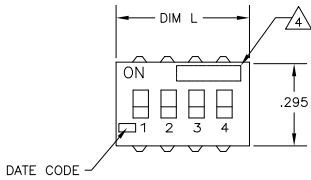
3

2

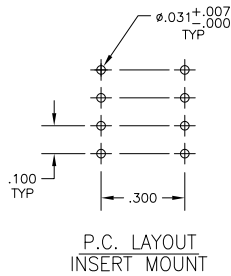
1

THIS DRAWING IS UNPUBLISHED. RELEASED FOR PUBLICATION  
 © COPYRIGHT BY TYCO ELECTRONICS CORPORATION. ALL RIGHTS RESERVED.

LOC	DIST	REVISIONS					
AD	00	P	LR	DESCRIPTION	DATE	MIN	APD
		02		REVISED PER ECO-08-000954	1/11/08	SS	MS



ADE



## Specifications:

**MATERIAL**  
 BASE, PPS, UL94V-0, BLACK  
 COVER, PPS, UL94V-0, BLACK  
 ACTUATOR, PA6T, UL94V-0, WHITE  
 FIXED CONTACT/TERMINAL, CU ALLOY-GOLD FLASH OVER NICKEL  
 MOVING CONTACT, CU ALLOY, PLATE-GOLD FLASH/NICKEL

## ELECTRICAL

MAX CONTACT RATING SWITCHING, 100MILLIAMPS @ 24 VDC  
 MIN CONTACT RATING SWITCHING, .1MICROAMP @ 1 MILLIVOLT  
 MAX CONTACT NON-SWITCHING, 1AMP @ 5 VDC  
 INITIAL CONTACT RESISTANCE, 50 MILLIOHMS MAX.  
 CONTACT RESISTANCE (AFTER ENVIRONMENTAL TEST), 100 MILLIOHMS  
 CONTACT RESISTANCE (AFTER GAS TEST), 300 MILLIOHMS  
 INSULATION RESISTANCE, 1,000 MEGOHMS MIN. @ 100 VDC  
 DIELECTRIC STRENGTH, 500 VAC RMS @ SEA LEVEL  
 LIFE EXPECTANCY, 1,000 CYCLES

## MECHANICAL

OPERATING FORCE, LESS THAN 800 GRAMS  
 CONTACT PRESSURE, 280,000 PSI

## ENVIRONMENTAL

OPERATING TEMPERATURE, -30 TO +85 DEGREES C  
 STORAGE TEMPERATURE, -45 TO +105 DEGREES C  
 CLEANING, AQUEOUS OR SOLVENT  
 SOLDER HEAT RESISTANCE, PER 109-202, COND B, SWITCH "OFF".  
 SOLDERABILITY PER JIS C 0050 & JIS 0053

- SWITCHES TO BE RECEIVED IN THE "OFF" POSITION AND PACKAGED IN CLEAR TUBES TO ACCOMMODATE AUTO-INSERTION.
- TOP SURFACE TO BE CLEARLY MARKED AS SHOWN
- SWITCHES TO BE BLACK WITH WHITE ACTUATORS AND MARKINGS.
- ALL MATERIALS AND FINISHES SHALL COMPLY WITH EU DIRECTIVE 2002/95/EC OF 27JAN2003 (ROHS)

ADE1204	.142	1.280	12	1-1825057-0
ADE1004	.138	1.078	10	1825057-9
ADE0904	.138	.978	9	1825057-8
ADE0804	.138	.878	8	1825057-7
ADE0704	.138	.778	7	1825057-6
ADE0604	.138	.678	6	1825057-5
ADE0504	.138	.578	5	1825057-4
ADE0404	.138	.478	4	1825057-3
ADE0304	.138	.378	3	1825057-2
ADE0204	.138	.278	2	1825057-1
T&B P/N	DIM H	DIM L	POSITION	PART NO.

DIMENSIONS:		OTHER DIMENSIONS:		APPLICATION SPEC:		SIZE		CASE CODE		DRAWING NO.		RESTRICTED TO	
INCHES	0 PLG	1 PLG	2 PLG	3 PLG	4 PLG	ANGLES	FINISH	A2	00779	C=	1825057		
MATERIAL								CUSTOMER DRAWING		SCALE		SHEET	
								4:1		1 OF 1		REV 02	