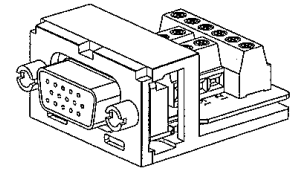
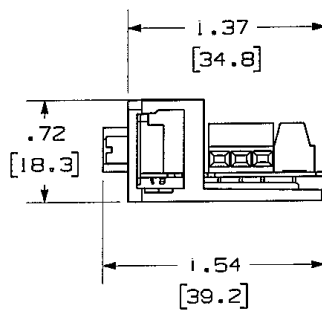
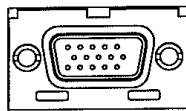
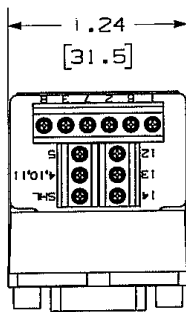


THIS COPY IS PROVIDED ON A RESTRICTED BASIS AND IS NOT TO BE USED IN ANY WAY DETRIMENTAL TO THE INTERESTS OF PANDUIT CORP.



PANDUIT P/N	WEIGHT
CMD15HD**Y	.41 LB/10 PCS (185.5 g/10 PCS)

NOTES:

- SEE CURRENT CATALOG FOR ADDITIONAL PART NUMBER SUFFIXES TO INDICATE COLOR AND OR PACKAGE QUANTITY.
- SEE CATALOG FOR COMPLETE LIST OF PARTS APPLICABLE FOR USE WITH THIS PART.
- DIMENSIONS IN PARENTHESES ARE IN METRIC.
- PART INCLUDES:
1- DUAL MODULE BASE
1- 15 PIN H.D. D-SUB CONNECTOR (ASSEMBLED TO MODULE BASE)

MODEL FILENAME	MO1923AB_CMD15HD_04.PRT	SIZE	A
DRAWING FILENAME	MO2479GZ_DC184_00A.PRT		

MINI-COM DUAL MODULE SPACE 15 PIN HIGH DENSITY D-SUB SCREW-TERMINATING MODULE CUSTOMER DRAWING

NETWORK SYSTEMS
MAY 25 2006
ENGINEERING DEPT

<p>THIRD ANGLE PROJECTION</p>	<p>ALL DIMENSIONS ARE GIVEN IN INCHES, UNLESS OTHERWISE SPECIFIED. DIMENSIONAL TOLERANCES ARE: (.X) ± (XXX) ± .010(.3) (.XX) ± .031(.8) ANGLES ±</p>	I.I. NUMBER	N/A
		PRODUCT SPEC	N/A
		WORK INSTRUCTION	N/A
		SCALE	NONE
DRAWN BY JsP	MATERIAL BASE: ABS	PART NO.	CMD15HD**Y
DATE 3-13-06	CHK'D JCO	DRAWING NO.	02479-184

REV	DATE	BY	CHK	DESCRIPTION	ECN	R	CUST	SUP	OTH
R	3-13-06	JsP	JCO	RELEASED TO PRODUCTION	02479-184	JCO	JCO		