

## ST-REL3-SG-B 60/21/M

This product has been replaced by a newer version.


Order No.: 2823829

The illustration shows version ST-REL3-SG-B 24/21/M




<http://eshop.phoenixcontact.de/phoenix/treeViewClick.do?UID=2823829>

Relay connector, equipped with remanence miniature switching relays, contacts (AgAu): small to large loads, 1 PDT, input voltage 60 V DC, with polarity protection and damping diode, minus switching

| Commercial data          |                                                                                                        |
|--------------------------|--------------------------------------------------------------------------------------------------------|
| GTIN (EAN)               | <br>4 017918 139339 |
| Note                     | Made-to-order                                                                                          |
| sales group              | G011                                                                                                   |
| Pack                     | 10 pcs.                                                                                                |
| Customs tariff           | 85364190                                                                                               |
| Catalog page information | Page 88 (IF-2005)                                                                                      |

**Product notes**

WEEE/RoHS-compliant since:  
01/25/2007



<http://www.download.phoenixcontact.com>  
Please note that the data given here has been taken from the online catalog. For comprehensive information and data, please refer to the user documentation. The General Terms and Conditions of Use apply to Internet downloads.

### Technical data

#### Coil side

|                                           |                                          |
|-------------------------------------------|------------------------------------------|
| Nominal input voltage $U_N$               | 60 V DC                                  |
| Input voltage range in reference to $U_N$ | 0.8 ... 1.1                              |
| Nominal input current at $U_N$            | 28 mA                                    |
| Typical response time                     | 10 ms (with DC)                          |
| Typical release time                      | 10 ms (with DC)                          |
| Pulse time                                | 30 ms ... 5 s                            |
| Type of protection                        | Damping diode, polarity protection       |
| Protective circuit/component              | Damping diode, polarity protection diode |

#### Contact side

|                                       |                        |
|---------------------------------------|------------------------|
| Contact type                          | Single contact, 1-PDT  |
| Contact material                      | (AgAu)                 |
| Maximum switching voltage             | 250 V AC/DC            |
| Maximum inrush current                | 8 A                    |
| Limiting continuous current           | 6 A                    |
| Interrupting rating (ohmic load) max. | 1500 VA (for 250 V AC) |
| Maximum switching voltage             | 250 V AC/DC            |
| Limiting continuous current           | 6 A                    |
| Maximum inrush current                | 8 A                    |
| Interrupting rating (ohmic load) max. | 120 W (at 24 V DC)     |
|                                       | 40 W (for 48 V DC)     |
|                                       | 35 W (for 60 V DC)     |
|                                       | 30 W (for 110 V DC)    |
|                                       | 55 W (for 220 V DC)    |
|                                       | 1500 VA (for 250 V AC) |

#### General data

|                                          |                           |
|------------------------------------------|---------------------------|
| Width                                    | 20.8 mm                   |
| Height                                   | 33 mm                     |
| Depth                                    | 66.5 mm                   |
| Test voltage relay winding/relay contact | 2.5 kV AC (50 Hz, 1 min.) |
| Ambient temperature (operation)          | -20 °C ... 50 °C          |
| Ambient temperature (storage/transport)  | -20 °C ... 70 °C          |
| Operating mode                           | 100% operating factor     |

|                         |                                               |
|-------------------------|-----------------------------------------------|
| Mechanical service life | Approx. 10 <sup>7</sup> cycles                |
| Standards/regulations   | IEC 60664                                     |
|                         | IEC 60664 A                                   |
|                         | DIN VDE 0110                                  |
|                         | DIN VDE 0109-11, draft                        |
|                         | DIN EN 50178/DIN VDE 0160 (in relevant parts) |
| Pollution degree        | 2                                             |
| Surge voltage category  | III                                           |

### Certificates / Approvals



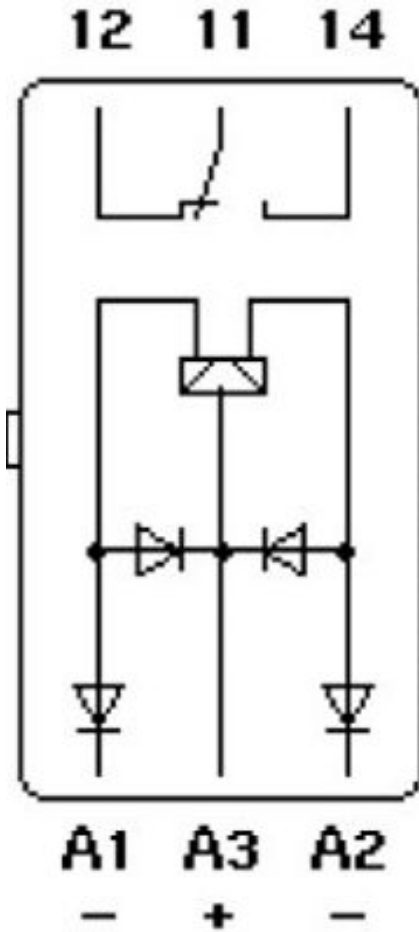
Certification GOST

### Additional products

| Item           | Designation  | Description                                                                                                                                                                                                     |
|----------------|--------------|-----------------------------------------------------------------------------------------------------------------------------------------------------------------------------------------------------------------|
| <b>General</b> |              |                                                                                                                                                                                                                 |
| 2777043        | UDK-RELG 3   | Basic termination blocks with test connection on both sides and double connections with the same potential for NS 32 and NS 35/7.5 DIN rail, with end cover, for ST-REL..., ST-OV... and ST-OE... plugs, 3-pos. |
| 2820136        | URELG 3      | Basic termination blocks with screw connection for NS 32 and NS 35/7.5 DIN rail, with end cover, for ST-REL..., ST-OV... and ST-OE... plugs, 3-pos.                                                             |
| 2820709        | URELG 3-PMTK | Basic termination blocks with test connection on both sides and knife disconnection for NS 32 and NS 35/7.5 DIN rail, with end cover, for ST-REL..., ST-OV... and ST-OE... plugs, 3-pos.                        |
| 2829917        | ZFK-RELG 3   | Basic termination blocks with spring-cage connection for NS 35/7.5 DIN rail, with end cover, for ST-REL..., ST-OV... and ST-OE... plugs, 3-pos.                                                                 |

Diagrams/Drawings

Circuit diagram



**Address**

PHOENIX CONTACT Inc., USA  
586 Fulling Mill Road  
Middletown, PA 17057, USA  
Phone (800) 888-7388  
Fax (717) 944-1625  
<http://www.phoenixcon.com>



© 2011 Phoenix Contact  
Technical modifications reserved;