


## VS-15-ST-DSUB/16-MPT-0,5


Order No.: 1688078



<http://eshop.phoenixcontact.de/phoenix/treeViewClick.do?UID=1688078>

D-SUB contact insert, shell size 2, with 15 signal contacts, male contact type, screw connection, straight, for panel mounting frame and sleeve housing with IP67 degree of protection

### Commercial data

GTIN (EAN)	 4 017918 179564
sales group	D501
Pack	10 pcs.
Customs tariff	85366990
Catalog page information	Page 318 (PC-2009)

### Product notes

WEEE/RoHS-compliant since:  
08/01/2005



<http://www.download.phoenixcontact.com>  
Please note that the data given here has been taken from the online catalog. For comprehensive information and data, please refer to the user documentation. The General Terms and Conditions of Use apply to Internet downloads.

### Technical data

#### Mechanical characteristics

Number of positions	15
Insertion/withdrawal cycles	≤ 200
Connection method	Screw connection
Conductor cross-section	0.14 mm <sup>2</sup> ... 0.5 mm <sup>2</sup>

Connection cross-section AWG	26 ... 20
Insertion force per signal contact	$\leq 3.30$ N
Extraction force per signal contact	$\leq 2.2$ N
Ambient temperature (operation)	-20 °C ... 80 °C

#### Material data

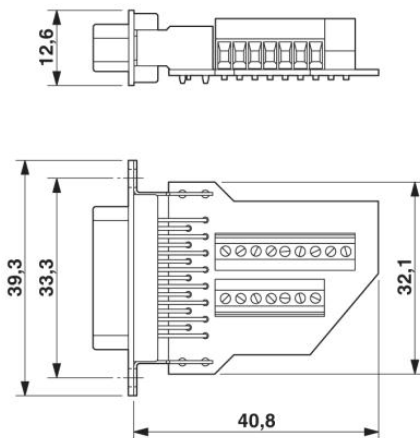
Inflammability class acc. to UL 94	V0
Contact carrier material	PBTP
Contact material	Copper alloy
Contact surface material	Gold over nickel
Degree of protection	IP20

#### Electrical characteristics

Rated voltage (III/3)	60 V
Rated current	5 A
Contact resistance per contact pair	$\leq 2.5$ m $\Omega$
Insulation resistance	$\geq 5000$ M $\Omega$

#### Diagrams/Drawings

Dimensioned drawing



D-SUB contact insert

**Address**

PHOENIX CONTACT Inc., USA  
586 Fulling Mill Road  
Middletown, PA 17057, USA  
Phone (800) 888-7388  
Fax (717) 944-1625  
<http://www.phoenixcon.com>



© 2011 Phoenix Contact  
Technical modifications reserved;