


IB IL PWM/2-PAC

Order No.: 2861632

<http://eshop.phoenixcontact.de/phoenix/treeViewClick.do?UID=2861632>

Inline function terminal for pulse width and frequency modulation or activation of impulse-driven motor control parts with pulse/direction interface, two outputs for 5 V or 24 V

Commercial data	
GTIN (EAN)	4017918948313
sales group	K413
Pack	1 pcs.
Customs tariff	85389091
Weight/Piece	0.20 KG
Catalog page information	Page 301 (AX-2009)

Product notes

WEEE/RoHS-compliant since:
11/27/2007



<http://www.download.phoenixcontact.com>
Please note that the data given here has been taken from the online catalog. For comprehensive information and data, please refer to the user documentation. The General Terms and Conditions of Use apply to Internet downloads.

Product description

Inline terminal IB IL PWM/2 offers the capability of pulse width modulation (PWM) of the output signals. It features two independently operating channels. Each of the two output signals is available as a 5 V and as a 24 V signal.

Depending on the operating mode, either the high-phase of the period, the period duration, or the frequency can be set. The following four operating modes are supported:

- Pulse width modulation

- Frequency range
- Single shot and
- Pulse/direction signal outputs

Function blocks are available for integrating the above-mentioned function terminals in PC WorX and STEP 7.

Technical data

General data

Weight	130 g
Number of connectors	2
Degree of protection	IP20 in acc. with IEC 60529
Class of protection	Class 3 as per VDE 0106, IEC 61440
Connection data	Inline connectors Spring-cage connection 0.08 mm ² 1.5 mm ² 0.08 mm ² 1.5 mm ² 28 16
Width	24.4 mm
Height	136.8 mm
Depth	71.5 mm

Interfaces

Interface	Inline local bus
Type of connection	Inline data jumper
Transmission speed	500 kBit/s
Transmission physics	Copper

Power supply

Typical current consumption	100 mA
I/O voltage	24 V DC (via voltage jumper)
Ripple	5 %
Peripherals voltage range	19.2 V DC ... 30 V DC

Electrical isolation

Test section	5 V supply, incoming remote bus/7.5 V supply (bus logics) 500 V AC 50 Hz 1 min
	5 V supply, outgoing remote bus/7.5 V supply (bus logics) 500 V AC 50 Hz 1 min
	7.5 V supply (bus logics)/24 V supply (I/O) 500 V AC 50 Hz 1 min
	24 V supply (I/O) / functional earth ground 500 V AC 50 Hz 1 min

Counter input

Number of inputs	0
Operating mode	PWM, frequency generator, single-shot, pulse/direction signal

Control input

Number of inputs	0
------------------	---

Outputs

Number of outputs	2
Connection method	2-wire (shielded)
Output voltage	5 V DC
Output current	10 mA (5 V); 500 mA (24 V)

Inline potential routing

Communications voltage U_L	7.5 V (via voltage jumper)
Current consumption from U_L	max. 130 mA
Segment power supply voltage U_s	24 V DC (nominal value)
Current consumption from U_s	max. 1 A

Certificates / Approvals

Certifications applied for: GL / LR / NV / BV

Accessories

Item	Designation	Description
------	-------------	-------------

Marking

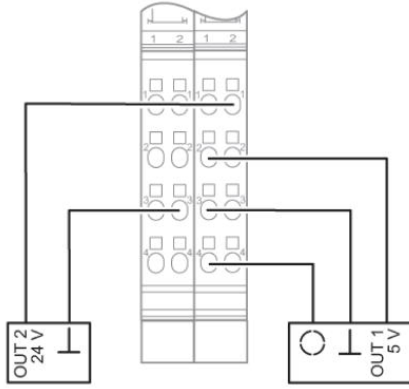
0809492	ESL 62X10	Insert strip for laser printer, lettering field: 62 x 10 mm
2727501	IB IL FIELD 2	Labeling field, width: 12.2 mm

Plug/Adapter

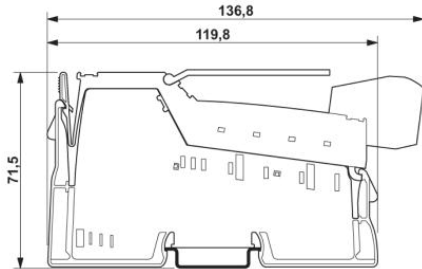
2732664	IB IL AO/CNT-PLSET	Connector set
---------	--------------------	---------------

Diagrams/Drawings

Connection diagram



Dimensioned drawing



Address

PHOENIX CONTACT Inc., USA
586 Fulling Mill Road
Middletown, PA 17057, USA
Phone (800) 888-7388
Fax (717) 944-1625
<http://www.phoenixcon.com>



© 2010 Phoenix Contact
Technical modifications reserved;