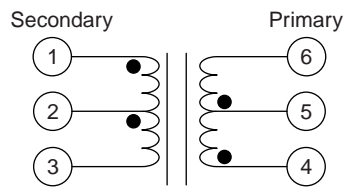
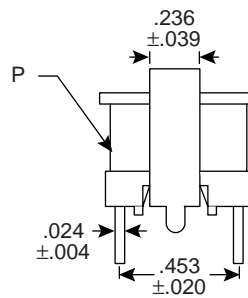
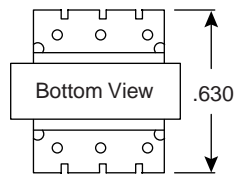


Dimensions (In.)



Schematic: A

**Specifications:**

- Type: coupling
- Insulation resistance: 100MΩ @ 500VDC

Mouser Stock No.	Impedance (Ω) +/- 10%		DC Resistance (Ω) +/- 10%		Breakdown Voltage V (AC)	Turns	
	PRI	SEC	PRI	SEC		PRI	SEC
42XM002	10K CT	2K CT	600	155	500	1155 x 2	490 x 2
42XM009	500 CT	500 CT	50	40	250	300 x 2	300 x 2
42XM012	10K CT	5K CT	900	500	100	1400 x 2	950 x 2
42XM016	600 CT	600CT	65	55	500	330 x 2	330 x 2