


# ISDN U-INTERFACE TRANSFORMERS SMALL SURFACE MOUNT PACKAGE For Applications in 2B1Q and 4B3T Coding



**Pulse**  
A TECHNITROL COMPANY



**Small Surface  
Mount Package**

- Matched to leading transceiver ICs
- Meets ANSI T1.601-1992 and ETSI ETR 080 standards for longitudinal balance, linearity and return loss
- Small compact footprint and minimum Isolation: 1500 Vrms

### Electrical Specifications @ 25°C

Part Number	Turns Ratio Line:Chip (±2%)	Line Side Pins	OCL Line side (mH)	DCR Line Side (Ω)	DCR Chip Side (Ω)	Isolation Voltage (Vrms MIN)	Idc (mA)	Schematic
T4031	1.65CS:1CT	(1-5)	13-18	14.00 MAX	7.00 MAX	1500	50	A
T4032	1.25CS:1CT	(1-5)	11.9-16.1	6.40 MAX	4.40 MAX	1500	50	A
T4033	1.25CS:1CT	(1-5)	25.5-30.5	15.66 MAX	10.65 MAX	1500	40	B
T4043*	2CS:1CS	(1-5)	13.5-16.5	7.00 MAX	3.50 MAX	1500	50	C
T4067	1.32CS:1	(1-5)	7.5-8.3	3.20 MAX	2.50 MAX	1500	55	D

### Additional Specifications

Part Number	Return Loss	Longitudinal Balance
T4031	10 kHz to 25 kHz @ 20 dB MIN	281 Hz to 40 kHz @ 55 dB MIN
T4032	15 kHz to 50 kHz @ 16 dB MIN	20 kHz to 150 kHz @ 40 dB MIN
T4033	10 kHz to 25 kHz @ 20 dB MIN	281 Hz to 40 kHz @ 55 dB MIN
T4043*	10 kHz to 25 kHz @ 20 dB MIN	281 Hz to 40 kHz @ 55 dB MIN
T4067	15 kHz to 50 kHz @ 16 dB MIN	15 kHz to 50 kHz @ 40 dB MIN

NOTES: Common Mode Chokes for EMI reduction are also available. Recommended part numbers are either **PE-68624** (Surface Mount) or **PE-65944** (Through Hole) — see data sheet **G002**. Six Sigma analysis has substantiated that **T4033** line side inductance may range from 25.5 to 30.5 mH. Optional Tape & Reel packaging can be ordered by adding a "T" suffix to the part number (ex: T4031T).

\*Provisional Specifications

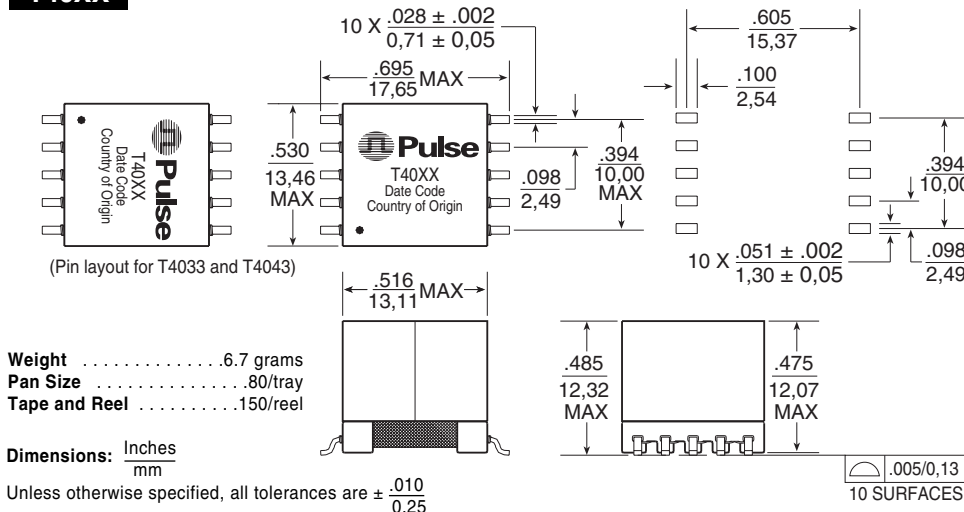
### Transformer Selection

Company	Chip	Transformer
Motorola	MC145572	T4033
Infineon	PEB 2091	T4031
	PEB 8091/8191	T4031
	PEB 24902/24911	T4031
	PSB 21910/21911	T4031
	PEB 2491	T4032
	PEB 20901	T4067
Alcatel	MTC 20276	T4043

### Mechanical

### Schematics

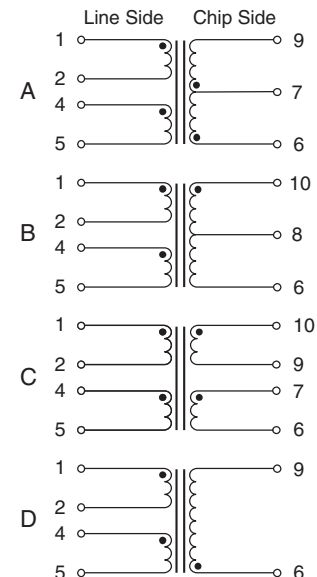
#### T40XX



Weight ..... 6.7 grams  
Pan Size ..... .80/tray  
Tape and Reel ..... .150/reel

Dimensions:  $\frac{\text{Inches}}{\text{mm}}$

Unless otherwise specified, all tolerances are  $\pm \frac{.010}{0.25}$



### For More Information :

UNITED STATES (Worldwide)	UNITED KINGDOM (Northern Europe)	FRANCE (Southern Europe)	SINGAPORE (Southern Asia)	TAIWAN, R.O.C. (Northern Asia)	HONG KONG (China/Hong Kong)	DISTRIBUTOR
12220 World Trade Drive San Diego, CA 92128 U.S.A. http://www.pulseeng.com TEL: 858 674 8100 FAX: 858 674 8262	1 & 2 Huxley Road The Surrey Research Park Guildford, Surrey GU2 5RE United Kingdom TEL: 44 1483 401700 FAX: 44 1483 401701	Zone Industrielle F-39270 Orgelet France TEL: 33 3 84 35 04 04 FAX: 33 3 84 25 46 41	150 Kampong Ampat #07-01/02 KA Centre Singapore 368324 TEL: 65 6287 8998 FAX: 65 6280 0080	3F-4, No. 81, Sec. 1 HsinTai Wu Road Hsi-Chih, Taipei Hsien Taiwan, R.O.C. Tel: 886 2 2698 0228 FAX: 886 2 2698 0948	9/F, Phase 2, Tai Sang Shatin Warehouse Centre 6 Wong Chuk Yeung Street Fotan, Shatin, Hong Kong TEL: 852 2788 6588 FAX: 852 2776 1055	

Performance warranty of products offered on this data sheet is limited to the parameters specified. Data is subject to change without notice. Other brand and product names mentioned herein may be trademarks or registered trademarks of their respective owners.

Printed on recycled paper. ©2003, Pulse Engineering, Inc. All Rights Reserved.

**T624.A (9/03)**