


CORNER249



9 dBi Antenna



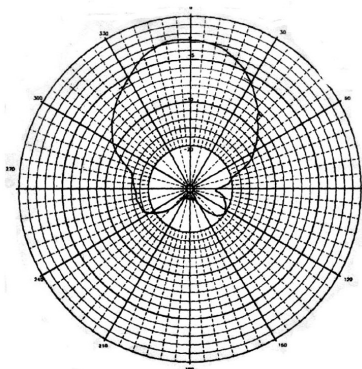
Specifications

Frequency	2.300 - 2.600 GHz
Bandwidth @ 2:1 VSWR	200 MHz
Impedance	50 ohms nominal
Maximum power	100 watts
Vertical beam width	75 degrees
Horizontal beam width	65 degrees
Front-to-back ratio	22 dB
Aperture	3 x 5.5 in (7.6 x 14.0 cm) front face
Aperture panel size	3 x 3 in (7.6 x 7.6 cm)
Material	Powder-coated aluminum
Radome	ABS plastic
Weight	1 lb (0.45 kg)
Maximum Wind Velocity	100 mi/h (160 km/h)
Connector	Rear mounted N female
Mounting Options	Round mast, surface or corner
Mast Mounting	Up to 2 in (5.1 cm) OD
Hardware	Stainless steel mounting hardware included

The CORNER249 is a compact high gain antenna that features a small aperture, offering minimum wind resistance. The CORNER249 has a half-wavelength driven element, a universal mount and a rear connector feed. The split-balun design provides high efficiency and a non-skewed pattern.

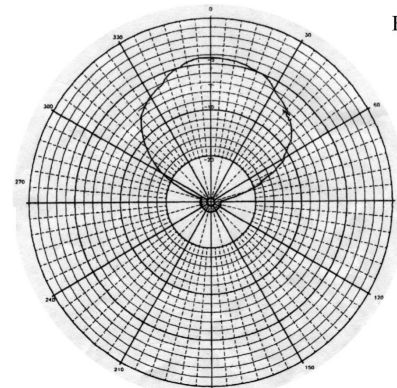


**CORNER249
Azimuth Pattern**



Attenuation: -20dB
Power Output: +10dBm
Frequency: 2.450 GHz

**CORNER249
Elevation Pattern**



Attenuation: -20dB
Power Output: -10dBm
Frequency: 2.450 GHz
Polarization: Vertical