






ISDN S-INTERFACE TRANSFORMERS AND CHOKES

For PCMCIA Applications



-  Developed for Type 2 PCMCIA cards
-  Meets the pulse waveform requirements of I.T.U. I.430 when transformer and chip pair are used
-  Excellent longitudinal balance and impedance matching
-  1500Vrms isolation voltage
-  Available in Tape & Reel or Tube

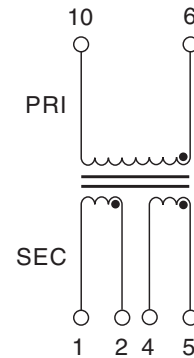
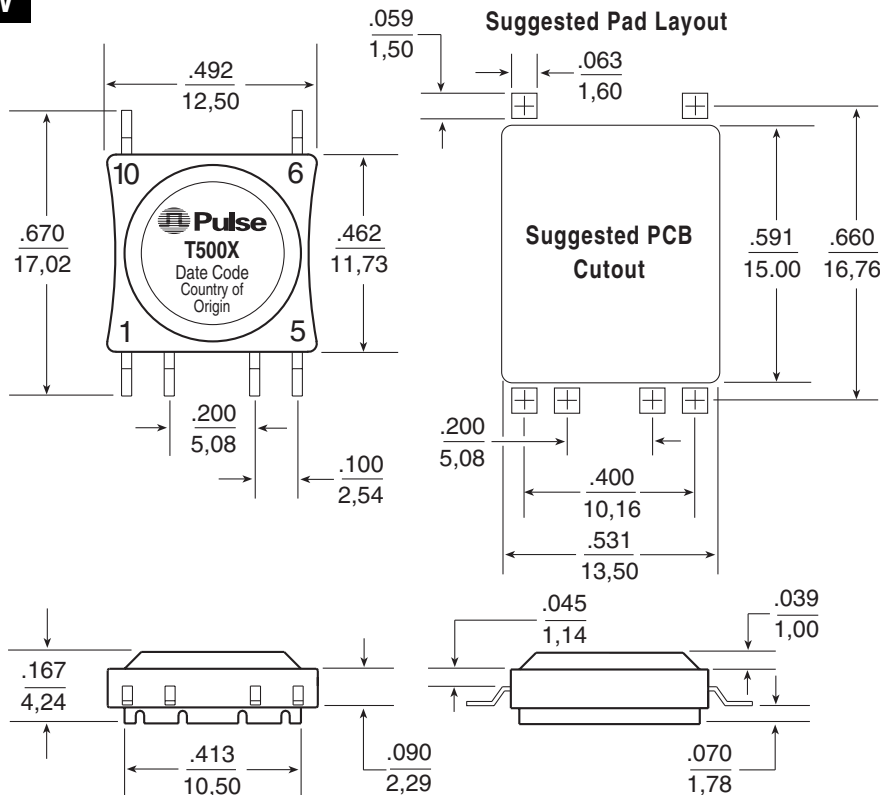
Electrical Specifications @ 25°C — Operating Temperature 0°C to 70°C

Part Number	Turns Ratio (Pri:Sec)	OCL Primary (mH MIN)	Leakage Inductance (μH MAX)	C _{WW} (pF MAX)	C _D (pF MAX)	DCR (Ω Typical)		Isolation Voltage (Vrms)	Package/Schematic
						Pri	Sec		
T5002	1:1	22	5	40	25	1.5	1.5	1500	BAW/1
T5003	1:2	22	5	40	25	1.5	3	1500	BAW/1
T5004	1:2.5	22	5	50	25	1.5	3.8	1500	BAW/1

Mechanicals

Schematic 1

BAW



Weight0.87 grams
Tape & Reel800/reel
Tube38/tube

Dimensions: Inches
mm

Unless otherwise specified,
all tolerances are ± $\frac{.010}{0.25}$

NOTE: Contact Factory for alternate lead forming to optimize your application.

USA 858 674 8100 • UK 44 1483 401 700 • France 33 3 84 35 04 04 • Singapore 65 6287 8998 • Shanghai 86 21 32181071 • China 86 769 5538070 • Taiwan 886 2 26980228

ISDN S-INTERFACE TRANSFORMERS AND CHOKES For PCMCIA Applications



Application

This series of transformers is specifically intended for ISDN BRI-4 wire S-interfaces defined by I.T.U. I.430 recommendations for the Integrated Services Digital Network.

IC Manufacturer	IC Part Number	Transmit	Receive
AMD	AM 79C30A, 79C32A	T5003	T5003
AT&T	T7250C, T7256, T7259	T5004	T5004
Mitel	MT8930	T5003	T5003
Motorola	MC145474, MC145475 MC145574	T5002 T5004	T5002 T5004
National	TP3420, TP3421	T5003	T5003
SGS Thompson	ST 5420	T5003	T5003
Siemens	PEB2080, 2081, 2084 PEB2085, 2086, 2186	T5003 T5003	T5003 T5003

Notes:

1. Primary pins are (10,6). Secondary pins are (1,5).
2. Turns ratio is expressed as "primary:secondary". The primary winding is considered to be the line side winding.
3. **Flammability:** materials used in the products are UL94-VO recognized. Products meet the requirements of IEC 695-2-2 needle flame test.
4. Optional Tape & Reel packaging can be ordered by adding a "T" suffix to the part number (i.e. T5002T).

Common Mode Choke

Electrical Specifications @ 25°C — Operating Temperature 0°C to 70°C

Part Number	OCL (μH MIN)	Leakage Inductance (μH MAX)	C _p (pF MAX)	DCR (Ω MAX)	Common Mode Attenuation @ 30MHz (dB)	Isolation Voltage (Vrms MIN)	Package/ Schematic
PE-65854	47.0	.18	16	0.30	28	500	SH-4C (SMT) See G002

Common mode filter chokes provide an effective means of reducing EMI for compliance with national and international regulations. The choke listed above is designed for 4-wire interfaces and is specified in catalog **G002**. High inductance chokes, used to improve the longitudinal balance of the interface circuit, will be available in PCMCIA type 2 format.

For More Information:

Pulse Worldwide Headquarters

12220 World Trade Drive
San Diego, CA 92128
U.S.A.

www.pulseeng.com
TEL: 858 674 8100
FAX: 858 674 8262

Pulse Northern Europe

3 Huxley Road
Surrey Research Park
Guildford, Surrey GU2 5RE
United Kingdom

TEL: 44 1483 401700
FAX: 44 1483 401701

Pulse Southern Europe

Zone Industrielle
F-39270
Orgelet
France

TEL: 33 3 84 35 04 04
FAX: 33 3 84 25 46 41

Pulse China Headquarters

No. 1
Industrial District
Changan, Dongguan
China

TEL: 86 769 5538070
FAX: 86 769 5538870

Pulse North China

Room 1002
No. 819
Nanjing West Rd
Shanghai
China

TEL: 86 21 32181071
FAX: 86 21 32181396

Pulse South Asia

150 Kampong Ampat
#07-01/02
KA Centre
Singapore 368324

TEL: 65 6287 8998
FAX: 65 6280 0080

Pulse North Asia

3F-4, No. 81, Sec. 1
Hsin Tai Wu Road
Hsi-Chih
Taipei Hsien
Taiwan

TEL: 886 2 26980228
FAX: 886 2 26980948

Performance warranty of products offered on this data sheet is limited to the parameters specified. Data is subject to change without notice. Other brand and product names mentioned herein may be trademarks or registered trademarks of their respective owners.

© Copyright, 2006. Pulse Engineering, Inc. All rights reserved.

www.pulseeng.com

T631.A (1/06)