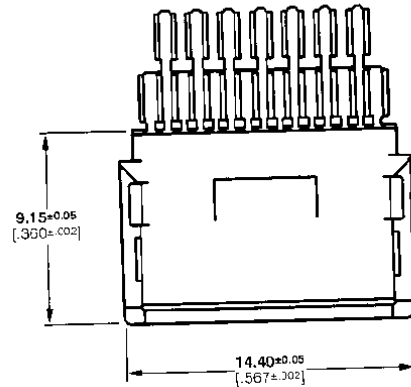
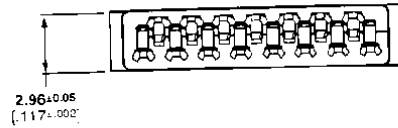

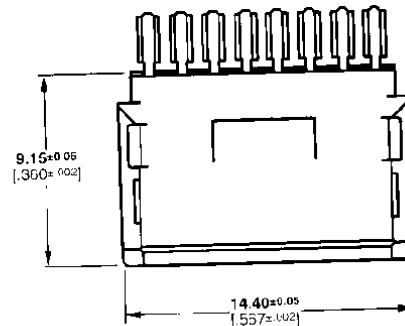


## INFOPORT Series III Cable Connectors

### 8 and 15 Positions



15 Positions



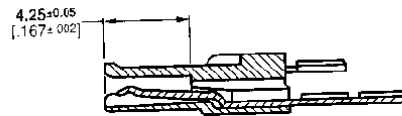
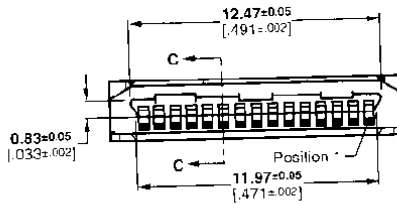
8 Positions (Partially Loaded)

No. of Positions	Keying Options	Part Numbers
8 (Partially loaded 15 Position)	1	558880-1
	2	558880-2
	3	558880-3
	4	558880-4
	5	558880-5
15	1	558666-1
	2	558666-2
	3	558666-3
	4	558666-4
	5	558666-5

#### Material and Finish:

**Housing** — Nylon molding compound, black

**Contacts** — Phosphor bronze, duplex plated 0.00025 [0.000010] minimum gold over 0.00102 [0.00040] minimum palladium nickel over 0.00005 [0.00002] minimum gold in contact area, 0.00381 [0.00050] minimum tin-lead on solder lines, with entire contact underplated 0.00127 [0.00050] minimum nickel



Section C-C

#### Related Product Data:

**Mating Header, Shielded** — pages 65 & 66

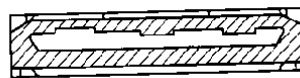
**Cover Kits** — page 72

**Slip-On Boots** — pages 69 & 70

**Shield Kits** — pages 63 & 71

#### Technical Documents (Page 80):

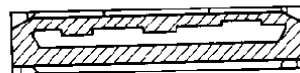
**AMP Application Specification**  
114-6053



Keying Option 1



Keying Option 3



Keying Option 2



Keying Option 4



Keying Option 5

Series III I/O Connectors and Frame Kits