

CN-LAMBDA/4-2.0-BB


Order No.: 2818863

The illustration shows version CN-LAMBDA/4-2.0-SB



<http://eshop.phoenixcontact.de/phoenix/treeViewClick.do?UID=2818863>

Attachment plug with Lambda/4 technology as surge protection for coaxial signal interfaces. Connection: N connectors female connector/ female connector

Commercial data	
GTIN (EAN)	 4 017918 187187
Note	Made-to-order
sales group	J401
Pack	1 pcs.
Customs tariff	85363010
Catalog page information	Page 170 (TT-2009)

Product notes

WEEE/RoHS-compliant since:
06/07/2006



<http://www.download.phoenixcontact.com>
Please note that the data given here has been taken from the online catalog. For comprehensive information and data, please refer to the user documentation. The General Terms and Conditions of Use apply to Internet downloads.

Technical data	
General	
Housing material	Nickel-plated brass
Color	nickel
Total surge current (8/20) μ s	20 kA

Ambient temperature (operation)	-40 °C ... 100 °C
Mounting type	Connection-specific intermediate plugging
Design	Attachment plug
Degree of protection	IP55
Direction of action	Line-Shield/Earth Ground
Width	46.50 mm
Height	67.00 mm
Length	25.00 mm

Protective circuit

IEC category	C2
	C3
	D1
VDE requirement class	C2
	C3
	D1
Nominal current I_N	5 A (25°C)
Nominal discharge surge current I_n (8/20) μ s (Core-Earth)	20 kA
Nominal discharge surge current I_n (8/20) μ s (Core-Shield)	20 kA
Total surge current (8/20) μ s	20 kA
Output voltage limitation at 1 kV/ μ s (Core-Earth) spike	≤ 10 V
Output voltage limitation at 1 kV/ μ s (Core-Shield) spike	≤ 10 V
Output voltage limitation at 1 kV/ μ s (Core-Earth) static	≤ 10 V
Output voltage limitation at 1 kV/ μ s (Core-Shield) static	≤ 10 V
Residual voltage at I_n , (conductor-ground)	≤ 20 V
Residual voltage at I_n , (conductor-shield)	≤ 20 V
Protection level U_p (Core-Earth)	≤ 20 V
Input attenuation aE, asym.	0.2 dB (1.7 GHz ... 2.3 GHz)
Frequency range	1.7 GHz ... 2.3 GHz
Standing wave ratio SWR in a 50 Ω system	≤ 1.25 (1.7 GHz ... 2.3 GHz)

Permissible HF power $P_{max.}$ at SWR=xx (50 Ohm system)	≤ 400 W (VSWR = 1.2)
	≤ 500 W (VSWR = 1.0)
Surge carrying capacity in acc. with IEC 61643-21 (Core-Earth)	C2 (10 kV/5 kA)
	D1 (2.5 kA)
Surge carrying capacity in acc. with IEC 61643-21 (Core-Shield)	C2 (10 kV/5 kA)
	D1 (2.5 kA)

Connection data

Connection method	N Connector
Connection type IN	N connector, female
Connection type OUT	N connector, female

Connection, protective circuit

Standards/regulations	IEC 61643-21
-----------------------	--------------

Certificates / Approvals



Certification	GOST
Certification Ex:	PxC-EX

Accessories

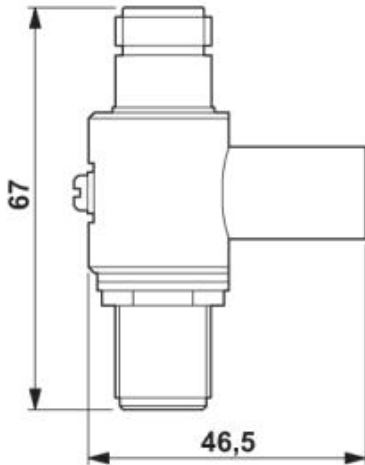
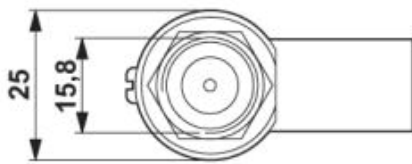
Item	Designation	Description
Assembly		
2818135	CN-UB/MP	Tongue for attaching the CN-UB..., to housing panels, for example.
2803137	CN-UB/MP-90DEG-50	Angled bracket for individually fixing CN-UB... to housing panels, for example.

Additional products

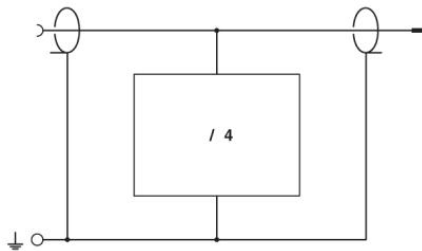
Item	Designation	Description
Assembly		
2818135	CN-UB/MP	Tongue for attaching the CN-UB..., to housing panels, for example.

Diagrams/Drawings

Dimensioned drawing



Circuit diagram



Address

PHOENIX CONTACT Inc., USA
586 Fulling Mill Road
Middletown, PA 17057, USA
Phone (800) 888-7388
Fax (717) 944-1625
<http://www.phoenixcon.com>



© 2011 Phoenix Contact
Technical modifications reserved;