


# D-LAN-19"-24

Order No.: 2838791




<http://eshop.phoenixcontact.de/phoenix/treeViewClick.do?UID=2838791>

19" rack with 24 surge protected ports for data interfaces in Ethernet (100Base T), Token Ring and FDDI/CDDI networks in acc. with Class D/EN 50173 (CAT5e), connection on the protective device: RJ45 sockets

Commercial data	
GTIN (EAN)	
Note	Made-to-order
sales group	J471
Pack	1 pcs.
Customs tariff	85363010
Catalog page information	Page 139 (TT-2009)

**Product notes**

WEEE/RoHS-compliant since:  
06/14/2006



<http://www.download.phoenixcontact.com>  
Please note that the data given here has been taken from the online catalog. For comprehensive information and data, please refer to the user documentation. The General Terms and Conditions of Use apply to Internet downloads.

## Technical data

General	
Housing material	Sheet steel
Color	beige

Standards for air and creepage distances	DIN VDE 0110-1
	IEC 60664-1: 1992-10
Surge voltage category	II
Pollution degree	2
Total surge current (8/20) $\mu$ s	10 kA
Ambient temperature (operation)	-40 °C ... 80 °C
Mounting type	19" rack
Design	19" rack patch module
Number of positions	24
Degree of protection	IP20
Direction of action	Line-Line & Line-Signal Ground/Shield & Signal Ground/Shield-Earth Ground
Width	483.00 mm
Height unit	1 HU
<b>Protective circuit</b>	
IEC category	C1
	C2
	C3
	B3
Maximum continuous voltage $U_C$ (wire-wire)	6 V DC
Maximum continuous voltage $U_C$ (wire-ground)	68 V DC (optional: +/- 6 V DC)
Nominal current $I_N$	1.5 A (25°C)
Operating effective current $I_C$ at $U_C$	$\leq 1$ mA
Ground conductor current $I_{PE}$	$\leq 1$ mA (jumper 2 unplugged)
Nominal discharge surge current $I_n$ (8/20) $\mu$ s (Core-Core)	350 A
Nominal discharge surge current $I_n$ (8/20) $\mu$ s (Core-Earth)	350 A
Nominal discharge surge current $I_n$ (8/20) $\mu$ s (Shield-Earth)	2.5 kA (with insulated housing)
Total surge current (8/20) $\mu$ s	10 kA
Nominal pulse current $I_{an}$ (10/1000) $\mu$ s (Core-Core)	100 A
Nominal pulse current $I_{an}$ (10/1000) $\mu$ s (Core-Earth)	100 A
Output voltage limitation at 1 kV/ $\mu$ s (Core-Core) static	$\leq 20$ V

Output voltage limitation at 1 kV/ $\mu$ s (Core-Earth) static	$\leq 30$ V (J2 plugged)
	$\leq 170$ V (J2 unplugged)
Output voltage limitation at 1 kV/ $\mu$ s (Shield-Earth) static	$\leq 700$ V (with insulated shield)
Residual voltage at $I_n$ , (conductor-conductor)	$\leq 65$ V
Residual voltage at $I_n$ , (conductor-ground)	$\leq 45$ V (J2 ON)
	$\leq 220$ V (J2 OFF)
Residual voltage at $I_n$ , (shield-ground)	$\leq 700$ V
Protection level $U_p$ (Core-Core)	$\leq 50$ V (C1, 500 V/250 A)
Protection level $U_p$ (Core-Earth)	$\leq 40$ V (C1, 500 V/250 A (J2 ON))
	$\leq 180$ V (C1, 500 V/250 A (J2 OFF))
Protection level $U_p$ (Shield-Earth)	$\leq 800$ V (with insulated housing)
Response time $t_A$ (Core-Core)	$\leq 1$ ns
Response time $t_A$ (Core-Earth)	$\leq 1$ ns
Response time $t_A$ (Core-GND)	$\leq 100$ ns
Input attenuation $a_E$ , sym.	Typ. 1 dB ( $\leq 100$ MHz)
Near-end crosstalk attenuation	Typ. 36 dB (100 $\Omega$ system / 100 MHz)
Cut-off frequency $f_g$ (3 dB), sym. in 100 Ohm system	$> 100$ MHz
Capacity (Core-Core)	Typ. 20 pF
Capacity (Core-Earth)	Typ. 1 pF
Surge carrying capacity in acc. with IEC 61643-21 (Core-Core)	C1 (500 V / 250 A)
Surge carrying capacity in acc. with IEC 61643-21 (Core-Earth)	C1 (500 A/250 A)
Surge carrying capacity in acc. with IEC 61643-21 (Shield-Earth)	C2 (4 kV / 2 kA)

**Connection data**

Connection method	RJ45
Connection type IN	RJ45 female connector
Connection type OUT	RJ45 female connector
Connection method	Network interfaces (e.g. Ethernet, Token Ring and CDDI/FDDI)

**Connection, protective circuit**

Standards/regulations	IEC 61643-21
	DIN EN 50173-1

## Certificates / Approvals

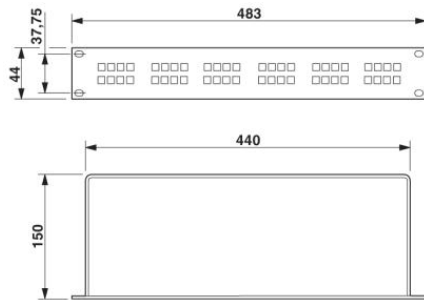


Certification

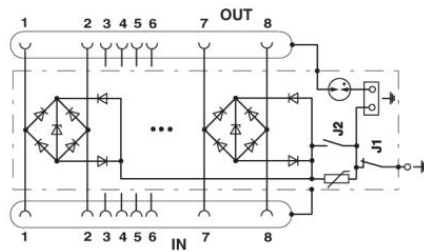
GOST

## Diagrams/Drawings

Dimensioned drawing



Circuit diagram



**Address**

PHOENIX CONTACT Inc., USA  
586 Fulling Mill Road  
Middletown, PA 17057, USA  
Phone (800) 888-7388  
Fax (717) 944-1625  
<http://www.phoenixcon.com>



© 2011 Phoenix Contact  
Technical modifications reserved;