


TT-SLKK5-S- 12AC


Order No.: 2809636

The illustration shows version TT-SLKK5-S- 5 DC




<http://eshop.phoenixcontact.de/phoenix/treeViewClick.do?UID=2809636>

Modular terminal block with suppressor diode as surge voltage protection between clamping connector and DIN rail, separate ground connection, nominal voltage: 12 V AC, mounting on NS 35/7.5, terminal width: 6.2 mm, terminal height: 69 mm

Commercial data	
GTIN (EAN)	 4 017918 101312
sales group	J303
Pack	50 pcs.
Customs tariff	85363030
Catalog page information	Page 85 (TT-2007)

Product notes

WEEE/RoHS-compliant since:
06/07/2006



<http://www.download.phoenixcontact.com>
Please note that the data given here has been taken from the online catalog. For comprehensive information and data, please refer to the user documentation. The General Terms and Conditions of Use apply to Internet downloads.

Technical data

General	
Housing material	PA
Inflammability class acc. to UL 94	V2
Color	black

Standards for air and creepage distances	VDE 0110-1
	IEC 60664-1: 1992-10
Total surge current (8/20) μ s	254 A
Ambient temperature (operation)	-40 °C ... 85 °C
Mounting type	DIN rail: 35 mm
Design	Single-level terminal block – separate PE connection
Degree of protection	IP20
Direction of action	Line-Earth Ground
Width	6.20 mm
Height	69.50 mm
Length	66.50 mm

Protective circuit

IEC category	C1
	C3
VDE requirement class	C3
Nominal voltage U_N	12 V AC
Maximum continuous operating voltage U_c	18 V DC
	13 V AC
Maximum continuous voltage U_c (wire-ground)	18 V DC
	13 V AC
Nominal current I_N	32 A (50°C)
Operating effective current I_c at U_c	$\leq 5 \mu$ A
Ground conductor current I_{PE}	$\leq 5 \mu$ A
Nominal discharge surge current I_n (8/20) μ s (Core-Earth)	254 A
Total surge current (8/20) μ s	254 A
Max. discharge surge current I_{max} (8/20) μ s maximum (Core-Earth)	254 A
Nominal pulse current I_{an} (10/1000) μ s (Core-Earth)	49 A
Output voltage limitation at 1 kV/ μ s (Core-Earth) spike	≤ 28 V
Output voltage limitation at 1 kV/ μ s (Core-Earth) static	≤ 28 V
Residual voltage at I_n , (conductor-ground)	≤ 39 V
Response time t_A (Core-Earth)	≤ 1 ns

Cut-off frequency fg (3 dB), asym. (PE) in 150 Ohm system	Typ. 1.5 MHz
Capacity (Core-Earth)	1.85 nF
Surge carrying capacity in acc. with IEC 61643-21 (Core-Earth)	C1 (500 A/250 A)
	C3 (25 A)

Connection data

Connection method	Screw connection
Connection type IN	Screw terminal blocks
Connection type OUT	Screw terminal blocks
Screw thread	M3
Tightening torque	0.5 Nm
Stripping length	8 mm
Conductor cross section stranded min.	0.2 mm ²
Conductor cross section stranded max.	4 mm ²
Conductor cross section solid min.	0.2 mm ²
Conductor cross section solid max.	4 mm ²
Conductor cross section AWG/kcmil min.	24
Conductor cross section AWG/kcmil max	12

Connection, protective circuit

Standards/regulations	IEC 61643-21
-----------------------	--------------

Certificates / Approvals



Certification CUL, GOST, UL

Accessories

Item	Designation	Description
Assembly		
2770228	D-UKK 3/5 BK	End cover, Length: 56 mm, Width: 2.5 mm, Height: 66.5 mm, Color: black

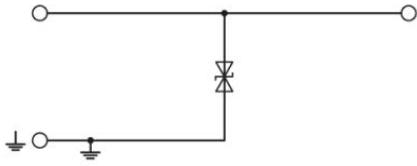
2770833	DP-UKK 3/5 BK	Spacer plate, Length: 56 mm, Width: 2.5 mm, Height: 66.5 mm, Color: black
Marking		
1051993	B-STIFT	Marker pen, for manual labeling of unprinted Zack strips, smear-proof and waterproof, line thickness 0.5 mm
1051016	ZB 6,LGS:FORTL.ZAHLEN	Zack marker strip, 10-section, printed horizontally: with the numbers 1 - 10, 11 - 20 and so on up to 491 - 500, color: white
1051414	ZB 6,LGS:L1-N,PE	Zack strip, printed horizontally, strips with 10 labels, L1, L2, L3, N, PE, L1, L2, L3, N, PE, color: white
1051430	ZB 6,LGS:U-N	Zack strip, printed horizontally: 10-section, U, V, W, N, GND, U, V, W, N, GND, color: white
1050499	ZB 6:SO/CMS	Zack strip, 10-section, divisible, special printing, marking according to customer requirements
1051003	ZB 6:UNBEDRUCKT	Zack strip, unprinted, strips with 10 labels for individual labeling with M-PEN or CMS system, for terminal block width: 6.2 mm, color: white
0808749	ZBF 6,LGS:FORTL.ZAHLEN	Zack marker strip, flat, printed horizontally: 10-section, with the numbers 1 - 10, 11 - 20, and so on up to 91 - 100, color: white
0808736	ZBF 6/WH-100:UNBEDRUCKT	Zack strip, flat, unprinted: 10-section, for individual labeling with M-PEN or ZBF-T, large batch, sufficient for labeling 1000 terminal blocks, color: white
0808710	ZBF 6:UNBEDRUCKT	Zack strip, flat, unprinted: 10-section, for individual labeling with M-PEN or ZBF-T, sufficient for 100 terminal blocks, color: white

Additional products

Item	Designation	Description
Assembly		
2770228	D-UKK 3/5 BK	End cover, Length: 56 mm, Width: 2.5 mm, Height: 66.5 mm, Color: black
2770833	DP-UKK 3/5 BK	Spacer plate, Length: 56 mm, Width: 2.5 mm, Height: 66.5 mm, Color: black
2839295	SSA 3-6	shield fast connections for conductor diameter 3 - 6 mm. Potential connection cable: 200 mm, black
2839512	SSA 5-10	Shield fast connection for conductor diameters 5 - 10 mm. Potential connection cable: 200 mm, black

Diagrams/Drawings

Circuit diagram



Address

PHOENIX CONTACT Inc., USA
586 Fulling Mill Road
Middletown, PA 17057, USA
Phone (800) 888-7388
Fax (717) 944-1625
<http://www.phoenixcon.com>



© 2011 Phoenix Contact
Technical modifications reserved;