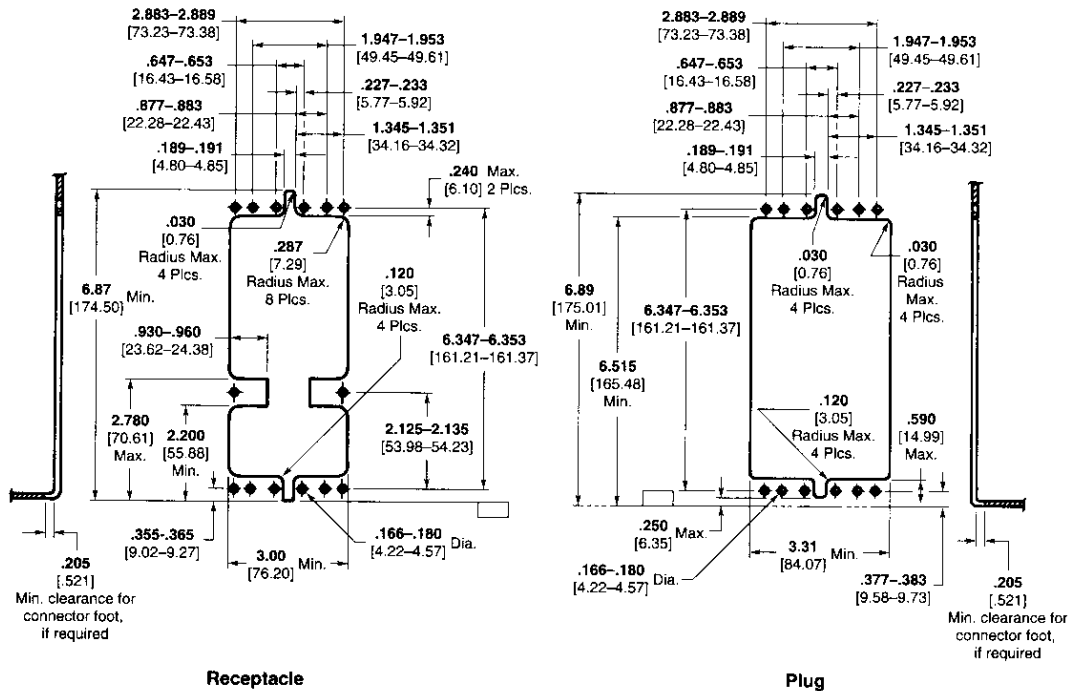


**Recommended Panel Cutouts (Continued)**

**Shell Size 3**



**Accessories**

**Materials and Finish**


**Body** — Copper alloy, .000015 [0.000381] min. gold per MIL-G-45204 over .000040 [0.00102] min. nickel per QQ-N-290

**End Cap** — TEFLON


**Size 5 coax to size 12 contact cavity reducer. Insert into size 5 coax cavity to convert to a size 12 power contact cavity.**

**Cavity Reducer Socket**

Part Number 446744-1



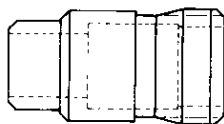
**Dust Covers, Conductive**



Connector Size(s)	Part Number
1	211600-1
2 & 3	211600-2

**Cavity Reducer Pin**

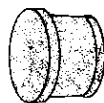
Part Number 446743-1



**Coaxial Sealing Plug and Boot**

**Material** — Silicone Rubber

**Size 5**




Plug—Part Number 205975-1



Boot for RG-58C cable—Part Number 205402-2  
Boot for RG-180, -190 cable—Part Number 205402-3


**Sealing Plugs**

**Size 22**




Part Number 204760-1  
White TEFLON

**Size 20**



Part Number 203839-1  
Red thermoplastic

**Size 16**



Part Number 203839-2  
Blue thermoplastic

**Size 12**



Part Number 205574-1  
Yellow thermoplastic