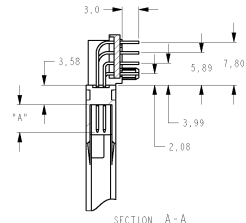
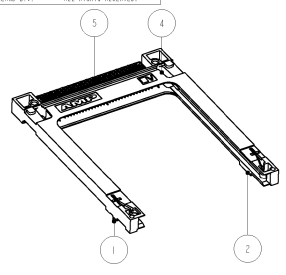


THIS DRAWING IS UNPUBLISHED
 COPYRIGHT BY TYCO ELECTRONICS NEDERLAND B.V. ALL RIGHTS RESERVED. DATE: -

LOC	DIS	REV	REVISION RECORD	DATE	BY
H	-	A	EHI0-0296-04	21-OCT-04	JB
-	-	-	-	-	-
-	-	-	-	-	-



NOTES/SPECIFICATION:

- HEADER ACCEPTS TYPES I, II, & III OF PCMCIA STANDARD MEMORY CARD
- MECHANICAL SPECIFICATION:
 - DURABILITY
 - OFFICE ENVIRONMENT: 10000 CYCLES MINIMUM
 - HARSH ENVIRONMENT: 5000 CYCLES
 - CONTACT RETENTION FORCE: 1KG MINIMUM
- ELECTRICAL SPECIFICATION:
 - CONTACT RESISTANCE: 40 MILLI OHMS MAX.
 - DIELECTRIC WITHSTANDING VOLTAGE: 500 Vrms FOR 1min.
 - INSULATION RESISTANCE: 1000 MEGA OHMS MIN.
 - CURRENT CAPACITY: 0,5 AMPS PER PIN.
- ENVIRONMENTAL SPECIFICATIONS:
 - STORAGE ENVIRONMENT: -40°C TO +70°C, 95% MAX. RELATIVE HUMIDITY (NON CONDENSING)
 - OPERATION TEMPERATURE: -20°C TO +60°C, 95% MAX. RELATIVE HUMIDITY (NON CONDENSING)
 - THERMAL SHOCK: 6 CYCLES (1 CYCLE PER HOUR) WITH CONNECTOR ENGAGED WITH EXTREMES OF -55°C TO +70°C.

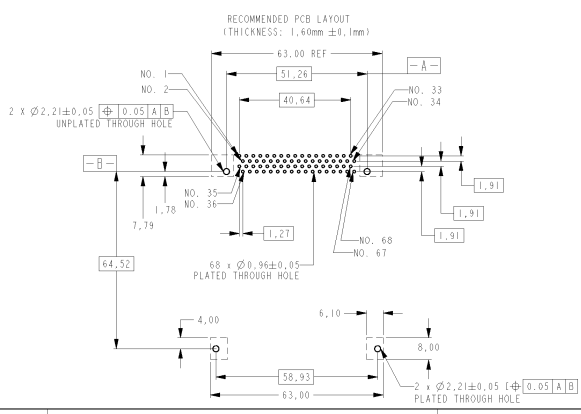
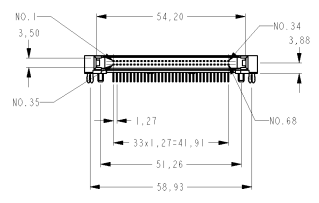
DIM "A" POSITION No.	
5	1,17,34,35,51,68
3,5	36,67
4,25	THE OTHERS

- ⚠ PLATING OF CONTACT: Ni : 1,5µm MIN. (OVERALL)
 Au : 0,3µm MIN. (CARD SIDE)
 TIN: 2µm MIN. (PCB SIDE)
- 7 ALL PARTS PACKAGED IN TRAYS UNLESS REQUESTED:

CONNECTOR TO PRINTED CIRCUIT BOARD ASSEMBLY:

- PLACE THE CONNECTOR ON THE PRINTED CIRCUIT BOARD. THE SOLDER TAILS, RETENT CLIPS & PLASTIC LEGS SHOULD BE SEATED IN THE RESPECTIVE HOLES
- PUSH FIRMLY DOWN ON CENTER OF PLASTIC LEGS THEN SOLDER RETENTS. A SLIGHT SNAP IS FELT WHEN THE CONTACT IS FULLY SEATED.
- SOLDER PROCESS ENTIRE PRINTED CIRCUIT BOARD ASSEMBLY

VOLTAGE IDENTIFICATION	PARTNUMBER
3,3 V	5338932-2
5 V	5338932-1



Item no.	Description	Material	Finish
5	68 CONTACT	COPPER ALLOY	⚠
4	1 HOUSING	PA 4,6	COLOR: BLACK
3	1 ORGANISER	PBT	COLOR: BLACK
2	1 GROUND CONTACT	PHOSPHOR BRONZE	TIN: 2µm MIN
1	1 GROUND CONTACT	PHOSPHOR BRONZE	TIN: 2µm MIN
			Material

DIMENSIONS: mm TOLERANCES UNLESS OTHERWISE SPECIFIED: 0 PLC ± - 1 PLC ± - 2 PLC ± - 3 PLC ± - 4 PLC ± - ANGLES ± - MATERIAL - FINISH -		DATE: 27 OCT 04 DRAWN: P. Willems CHECKED: J. Broeksteeg PRODUKTION: 108-19201 APPLICATION SPEC: A2 WEIGHT: 00779 CUSTOMER DRAWING	TYCO ELECTRONICS NEDERLAND B.V. 's-HERTOGENBOSCH, THE NETHERLANDS PC CARD HEADER (FLUSH VERSION) DRAWING NO: 5338932 SCALE: 1:1 SHEET: 1 of 1 REV: A
---	--	--	---