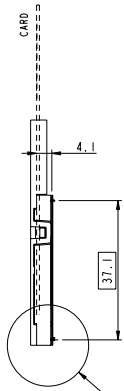
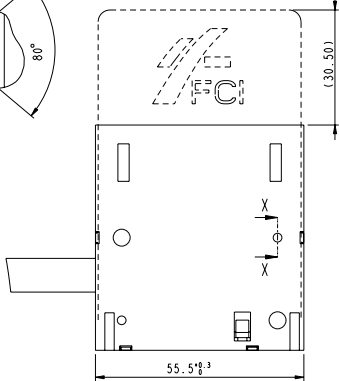
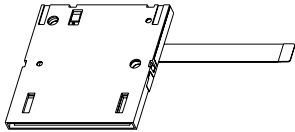
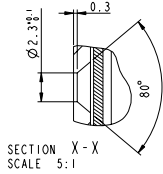


PART NUMBER	LF VERSION
7361E0515S08	7361E0515S08LF



GENERAL:
High cycle life duration smart card connector with landing type contacts mechanism. The landing type connector also provides the feature of recessed contacts when card is not inserted which protects them against vandalism.
Smart card for reference purposes only.

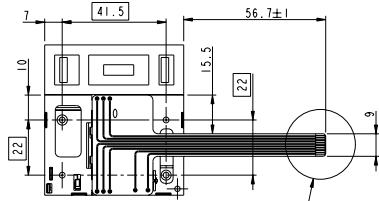
ELECTRICAL PROPERTIES:
Insulation resistance : > 1000MΩ
Dielectric withstanding voltage : > 750 Vrms
Current carrying capacity : Min 10mA, Max 1A
Contact resistance : < 100mΩ

MECHANICAL PROPERTIES:
Operating force : Insertion : F < 10N
Withdrawal : F < 10N
Contact Normal force : 0.2 < F < 0.3 for 0.6mm of deflection
Durability : 200 000 mating cycles

MATERIAL:
Head reader : PA4/6, Colour Black, Rated UL94V0
Cover : PEI, Colour Black, Rated UL94V0
Contacts : Copper alloy,
Plating : 2.5µm Nickel min. all over
2µm Gold min. on contact area
3µm SnPb(60/40) min. on solder tails (for leaded version)
3µm molten tin min. on solder tails (for leaded version)

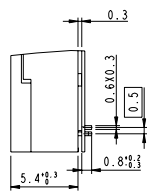
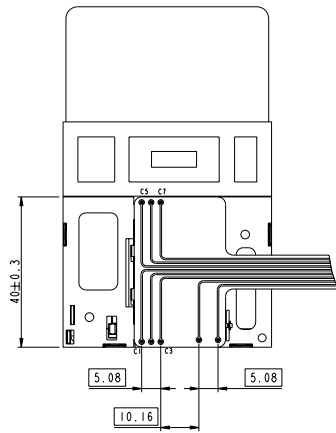
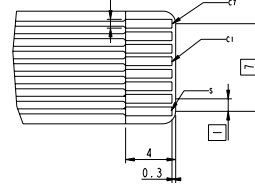
ENVIRONMENT:
Operating temperature : -40°C / +90°C
Climatic conditions : UTE 93-421

PACKAGING:
Plastic cavity tray



SEE DETAIL AA

DETAIL AA SCALE 5:1



DETAIL B SCALE 5:1

LEAD FREE VERSION:
"This product meets European Union Directives and other country regulations as described in GS-22-008"

Copyright FCI

www.fciconnect.com		surface	tolerance	std	projection	mm
		150 1302	150 456	150 1101		
TOLERANCES UNLESS OTHERWISE SPECIFIED						
Dr	D. LEGRAND	2002/04/29	ANGULAR	0.1	A	Scale 3:2
Eng	F. TISSERAND	2002/04/29	LINEAR	0.1	A	ECN 108-0123
Chr	S.S. CHERIAN	2008/09/22	0.1	A		
Appr	S.S. CHERIAN	2008/09/22	Product family	MOBILE 1/0	Spec ref	
General tolerances		0 to 10mm: ±0.1mm	10 to 30mm: ±0.15mm	30 to 60mm: ±0.2mm	60 and more: ±0.3mm	
D	104-0051	DTA	2004/07/17			
C	105-0161	NT	2005/10/06			
E	106-0051	SSC	2006/05/21			
E	108-0123	SSC	2008/09/22			
FCI E05-SIDE-FLEX 6 CTS		VJW54523		Rev.		G
SMART CARD READER VXX 21787		See Table		CUSTOMER COPY		sheet 1 of 1