


Product Facts

- Robust surface mountable designs
- Meets CompactFlash Association Specifications
- Proven PCMCIA contact technology
- Accepts hardware for mechanical mounting
- Tray and tape packaging availability
- Produced under a Quality Management System certified to ISO 9001

A copy of the certificate is available upon request



Index

Headers1-6
Antennas7
RoHS Introductory8

Related Product Data

Typical Electrical Properties

Dielectric Strength — 500 VAC, 1 minute

Durability — 10,000 cycles

Module Mating Force — 39.1 N Maximum

- CompactFlash Storage Cards are small removable mass-storage devices that electrically comply with the PC Card ATA standard, and also run in true IDE Mode.
- These 50 position cards typically hold between 32MB and 2GB of memory and are about the size of a matchbook.
- Tyco Electronics offers a comprehensive line of headers for CompactFlash - e.g., storage cards, that can accept both Type I (3.3mm thick) or Type II (5.0mm thick) cards.
- Other available features include flush and raised mounting heights, ejectors, and ESD protection.



Headers

Mounting Type	Standoff Height	Card Types	Board Mount	Ejector	Profile Height	Part Number
Right Angle	0.00 .000	I and II	Top	1734452-2	6.30 .248	1734448-1
Right Angle	0.00 .000	I and II	Bottom	1734452-2	6.30 .248	1734449-1
Right Angle	2.20 .087	I and II	Top	1734452-2	8.50 .335	1734450-1
Right Angle	0.00 .000	I and II	Top	N/A	4.00 .157	1734451-1
Right Angle	0.00 .000	I only	Bottom	N/A	4.00 .157	1734471-1
Right Angle	0.00 .000	I only	Top	Included	4.70 .185	1734909-1
Vertical	0.00 .000	I and II	Top	N/A	14.00 .551	5788643-1
Vertical	0.00 .000	I only	Top	N/A	25.00 .984	146540-2

Note: All part numbers are RoHS compliant.

CompactFlash is a trademark of SanDisk Corporation.

Connectors for CompactFlash Storage Cards (Continued)

Related Product Data

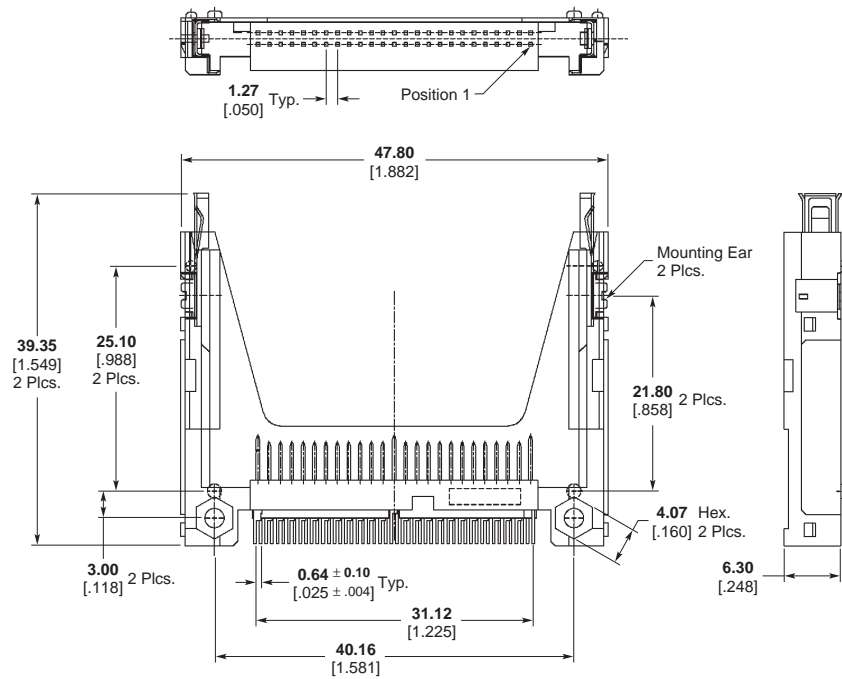
Typical Electrical Properties

Dielectric Strength — 500 VAC,
1 minute

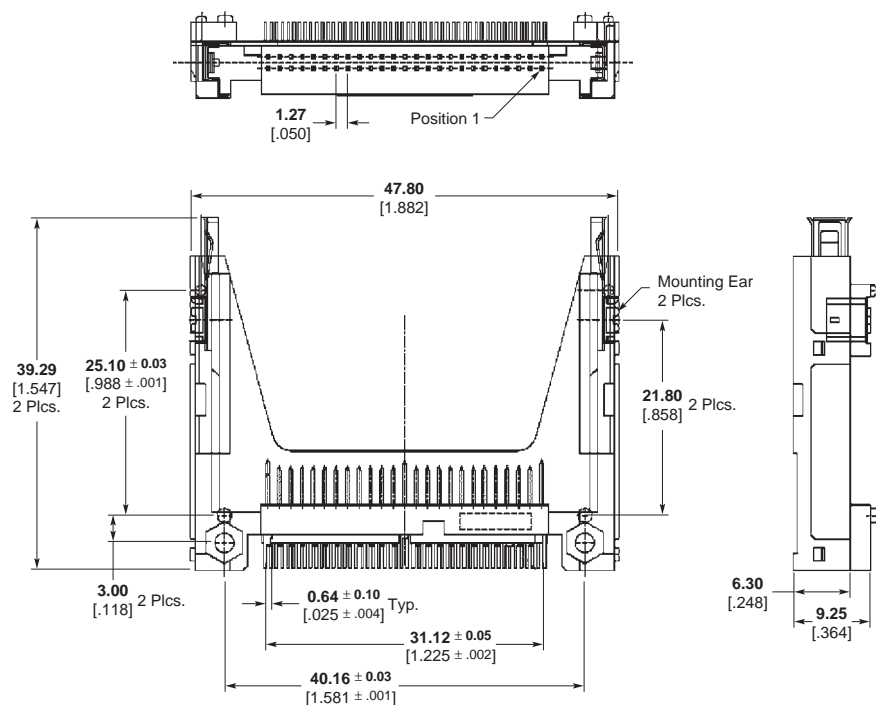
Durability — 10,000 cycles

Module Mating Force —
39.1 N Maximum

Part Number 1734448-1 (Top Mount)



Part Number 1734450-1 (Top Mount)



Connectors for CompactFlash Storage Cards (Continued)

Related Product Data

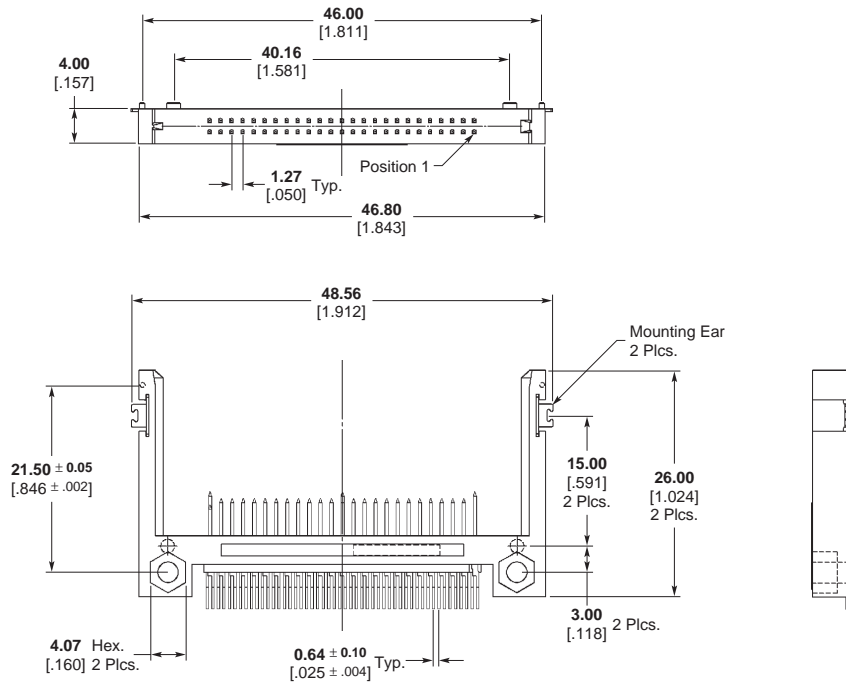
Typical Electrical Properties

Dielectric Strength — 500 VAC,
1 minute

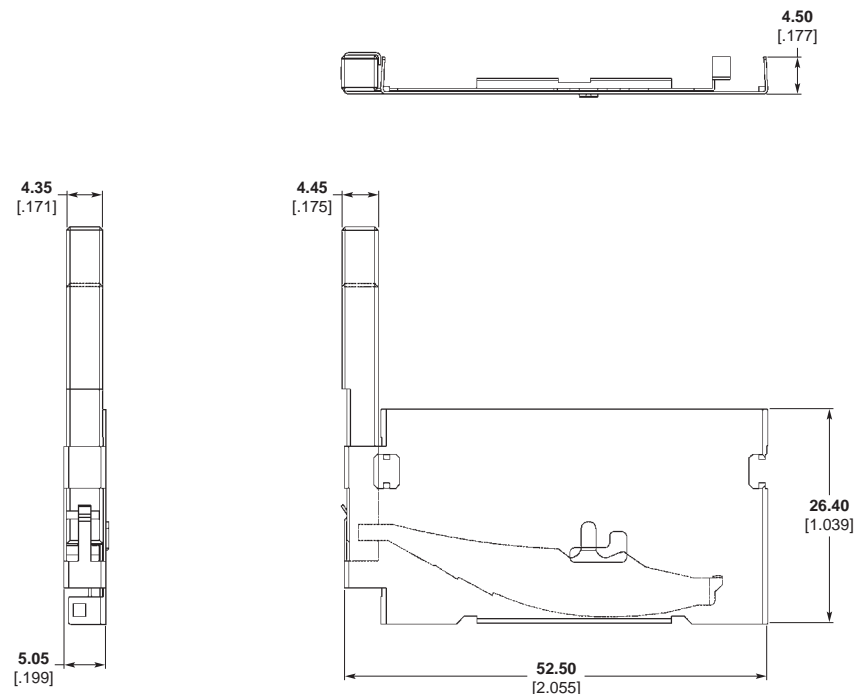
Durability — 10,000 cycles

Module Mating Force —
39.1 N Maximum

Part Number 1734449-1 (Bottom Mount)



Part Number 1734452-2 (Snap-on Ejector for use on 1734448-1, 1734449-1, 1734450-1)



Connectors for CompactFlash Storage Cards (Continued)

Related Product Data

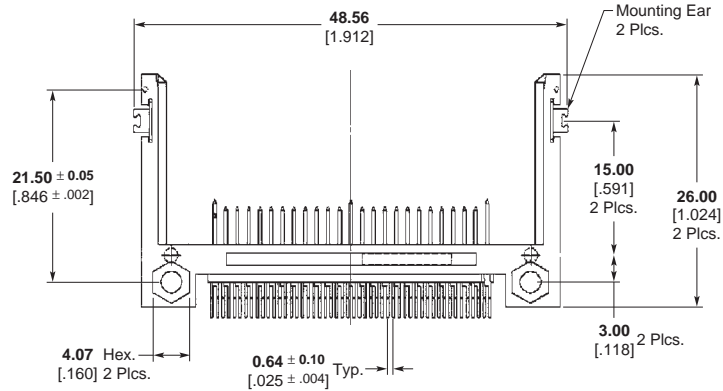
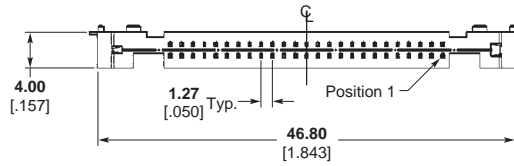
Typical Electrical Properties

Dielectric Strength — 500 VAC,
1 minute

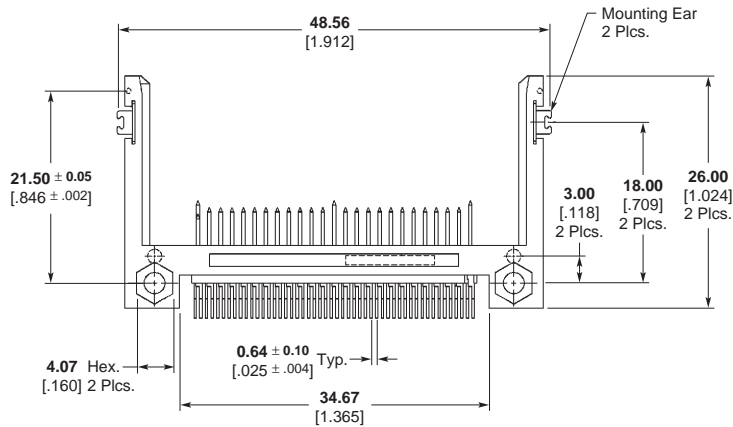
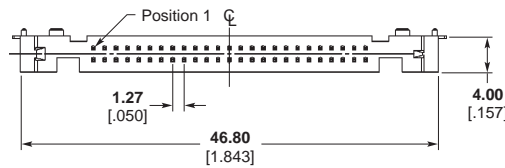
Durability — 10,000 cycles

Module Mating Force —
39.1 N Maximum

Part Number 1734451-1 (Top Mount)



Part Number 1734471-1 (Bottom Mount)



Connectors for CompactFlash Storage Cards (Continued)

Related Product Data

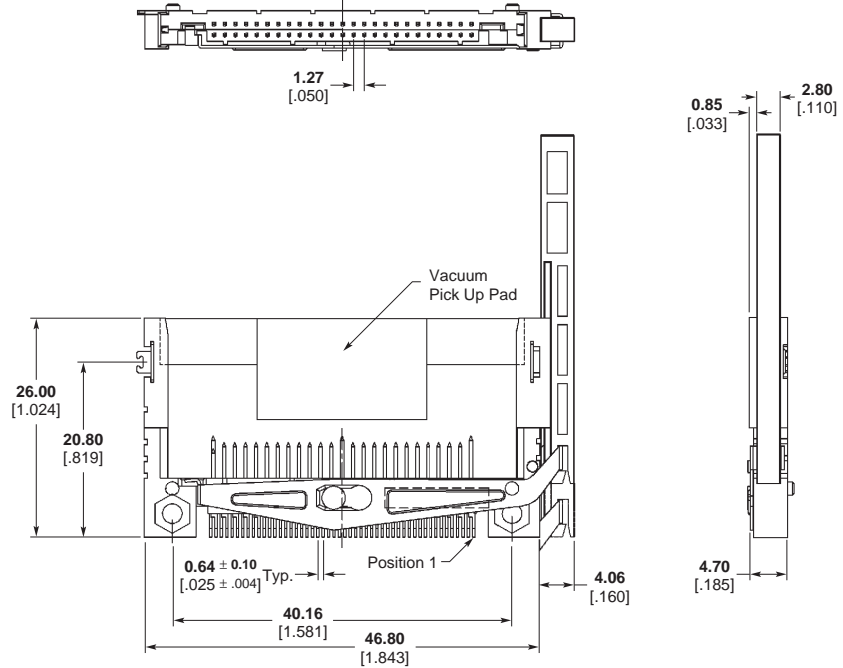
Typical Electrical Properties

Dielectric Strength — 500 VAC,
1 minute

Durability — 10,000 cycles

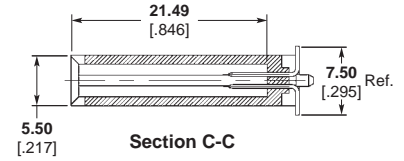
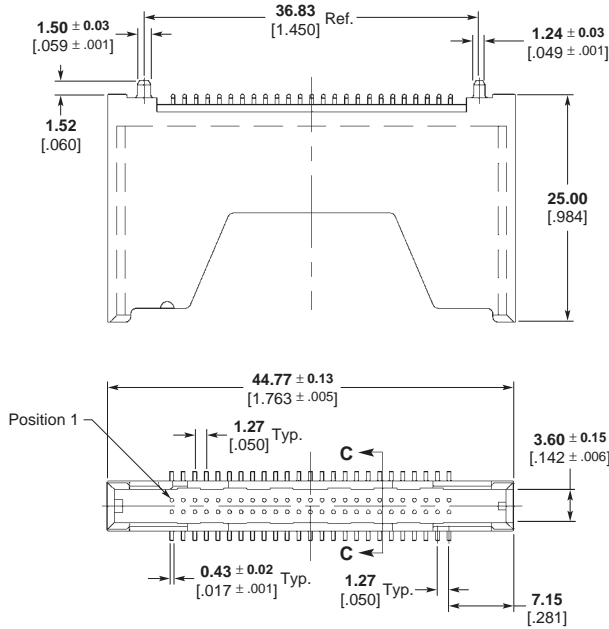
Module Mating Force —
39.1 N Maximum

Part Number 1734452-2 (Top Mount, Ejector Included)

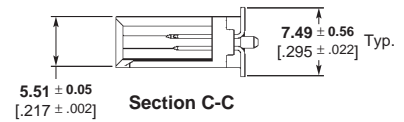
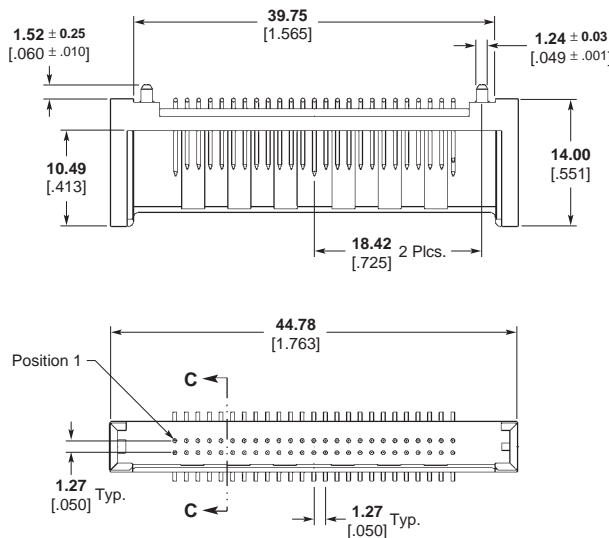


Connectors for CompactFlash Storage Cards (Continued)

Part Number 146540-2 (Vertical, Type I)



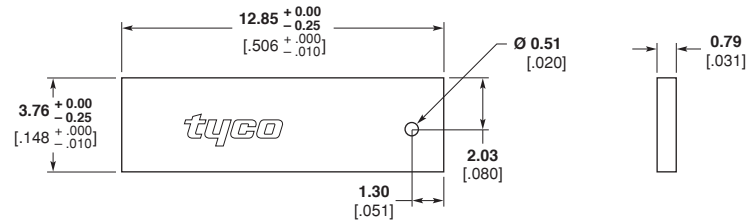
Part Number 5788643-1 (Vertical, Type II)



Antennas for CompactFlash Storage Cards (Continued)

Antennas

Part Number 1513430

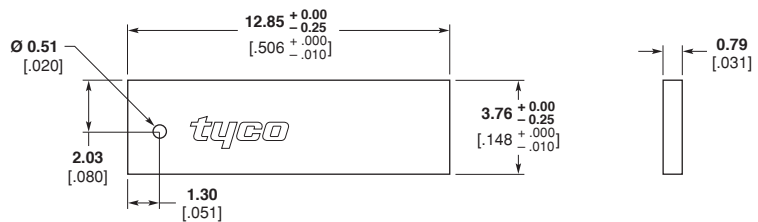


Circuit Layout Reference Only

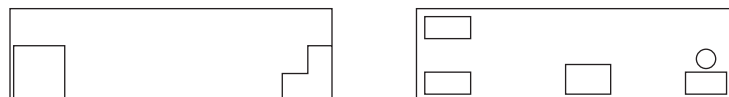


Soldermask Layout Reference Only

Part Number 1513431



Circuit Layout Reference Only



Soldermask Layout Reference Only

© 2006 by Tyco Electronics Corporation.
All Rights Reserved.
Tyco and AMP are trademarks.
1773086 08/06 CCandCE

RoHS Introductory

Restriction on the use of Hazardous Substances (RoHS)

At Tyco Electronics, we're ready to support your RoHS requirements. We've assessed more than 1.5 million end items/components for RoHS compliance, and issued new part numbers where any change was required to eliminate the restricted materials. Part numbers in this catalog are identified as:

RoHS Compliant -- Part numbers in this catalog are RoHS Compliant, unless marked otherwise. These products comply with European Union Directive 2002/95/EC as amended 1 January 2006 that restricts the use of lead, mercury, cadmium, hexavalent chromium, PBB, and PBDE in certain electrical and electronic products sold into the EU as of 1 July 2006.

NOTE: For purposes of this Catalog, included within the definition of RoHS Compliant are products that are clearly "Out of Scope" of the RoHS Directive such as hand tools and other non-electrical accessories.

Non-RoHS Compliant -- These part numbers are identified with a " " symbol. These products do not comply with the material restrictions of the European Union Directive 2002/95/EC.

Getting the Information You Need

Our comprehensive on-line RoHS Customer Support Center provides a forum to answer your questions and support your RoHS needs. A RoHS FAQ (Frequently Asked Questions) is available with links to more detailed information. You can also submit RoHS questions and receive a response within 24 hours during a normal work week. The Support Center also provides:

- Cross-Reference from Non-compliant to Compliant Products
- Ability to browse RoHS Compliant Products in our on-line catalog
- Downloadable Technical Data Customer Information Presentation
- More detailed information regarding the definitions used above

So whatever your questions when it comes to RoHS, we've got the answers at www.tycoelectronics.com/leadfree

RoHS
Customer
Support
Center 