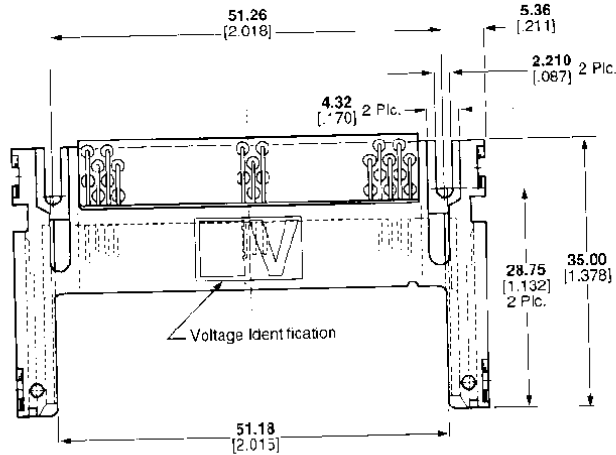



**Pin Header, Single Slot, Raised Height, Top Board Thru-Hole Mount**

68 Positions

Part Number 535655-1

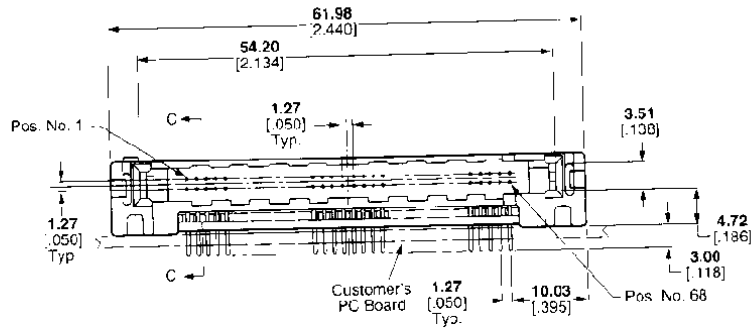


Pin Length (L)	Pin Locations
5.00 .197	1, 17, 34, 35, 51, 68
4.25 .167	All Others Not Listed
3.50 .138	36, 67

**Material and Finish:**

**Housing and Organizer** — Liquid crystal polymer, black

**Contacts** — Brass; duplex plated 0.00076 [0.00030] minimum gold on mating area, 0.00381 [0.00150] minimum tin-lead on solder tail, with entire contact underplated 0.00127 [0.00050] minimum nickel



**Related Product Data:**

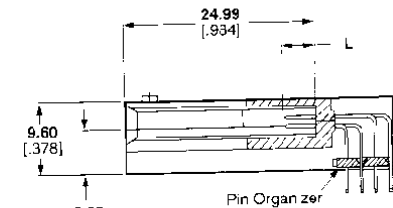
**Mating Receptacle Assemblies** — Any 68-position receptacle assembly when mounted in a PCMCIA card frame

**Guide Rails** — page 27

**ESD/EMI Card Guide Assembly** — page 28

**Ejectors** — pages 30 & 31

**Performance Data** — page 80

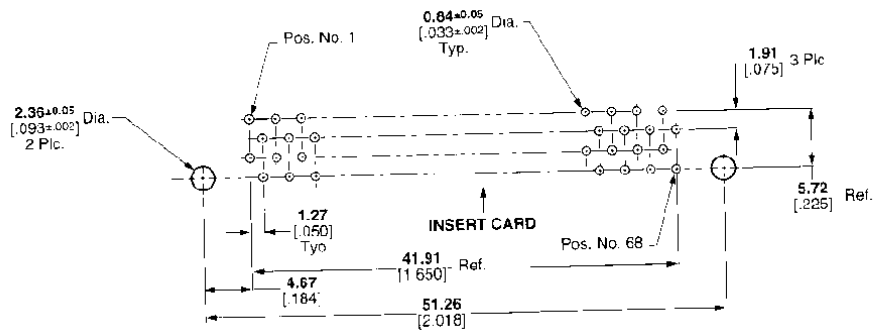


Section C - C

**Technical Documents**

(Page 80):

AMP Product Specification  
108-1469



Recommended PC Board Layout

**Note:** Two size M2 (2-56 UNC) screws (Customer supplied) are required for fastening the connector to the PC board.