








T1/CEPT/ISDN-PRI TRANSFORMERS

Quad Port SMT Transformer Modules with IC Side Protection



-  Eight transformers in a low profile surface mount package
-  Includes IC Side Protection Circuit on each channel to suppress low voltage transients
-  Compatible with PMC-Sierra's Comet chip (PM4354)
-  Extended temperature range
-  Minimum Isolation voltage: 1500 Vrms
-  UL recognized

Electrical Specifications @ 25°C — Operating Temperature -40°C to +85°C

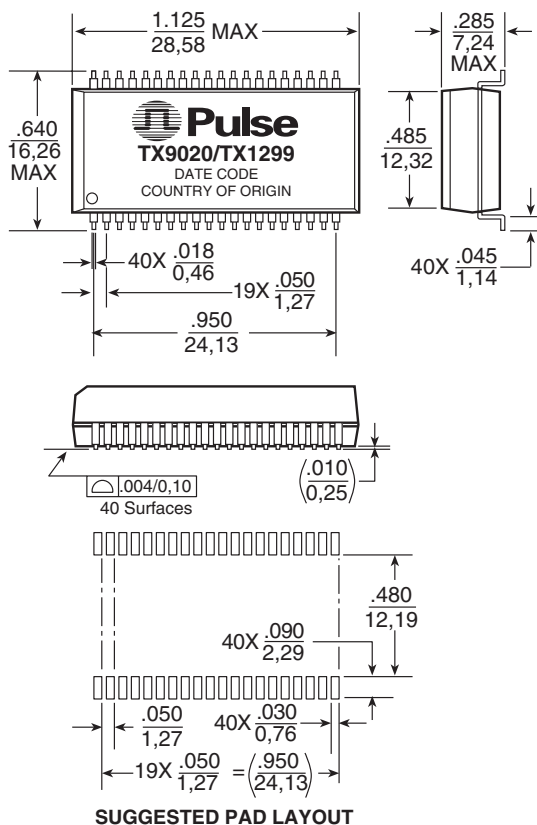
Part Number	Turns Ratio (Pri:Sec ±2%)		OCL Lineside (mH MIN)	Cw/w (pF MAX)	LL (µH MAX)	DCR (Ω MAX)
	TX	RX				
TX9020	1:2.42	1:2.42	1.2	30 & 30	.60 & .60	.70 & .40
TX1299	1:2.42	1:2.42	1.2	25 & 25	.50 & .50	.70 & .50

NOTE: TX = Transmit channel. RX = Receive channel

Mechanical

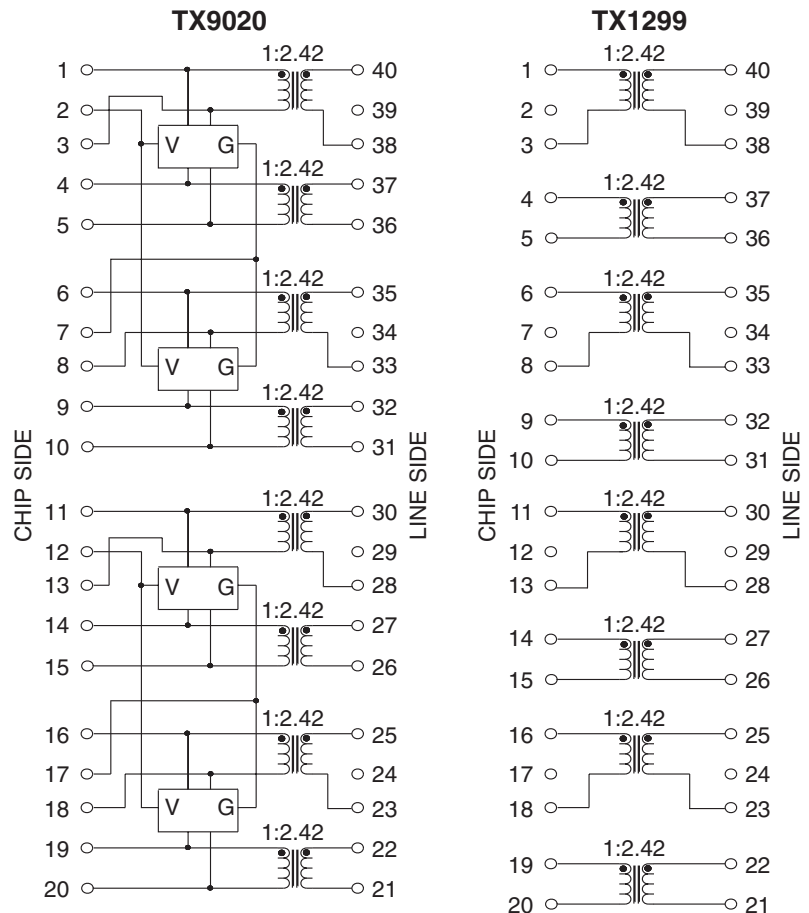
Schematics

QTERA



Weight5.0 grams
Tape & Reel250/reel
Tube15/tube

Dimensions: Inches
mm
Unless otherwise specified, all tolerances are ± $\frac{.010}{0,25}$



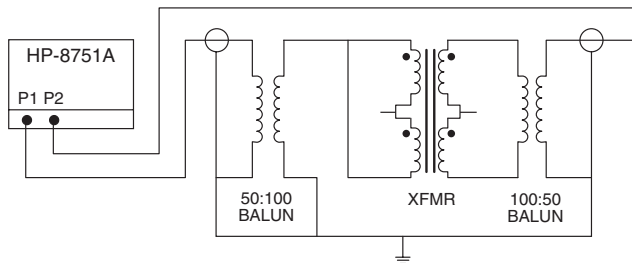
T1/CEPT/ISDN-PRI TRANSFORMER

Quad Port SMT Transformer Module with IC Side Protection

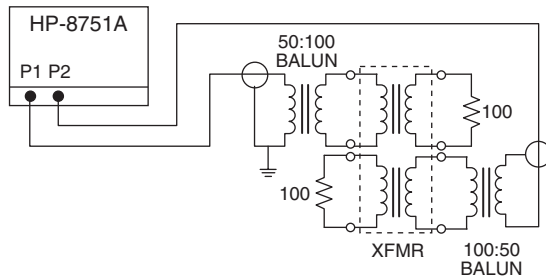


Application Notes

- ET Product** — All coils have an ET product of 10 V- μ sec minimum.
- Flammability** — Materials used in the products are recognized as UL94-V0 approved. Products meet the requirements of IEC 695-2-2 (Needle Flame Test).
- Balance Characteristics** — The transformers meet the requirements for longitudinal balance of FCC part 68.
- Common Mode Rejection Ratio** — the CMRR for all transformers is better than 50 dB at 1 MHz. A typical test circuit is shown below.



- Crosstalk Attenuation** — In the dual packages, which contain transmit and receive transformers side by side, sufficient crosstalk attenuation is achieved by the inherent characteristics of the toroid cores as well as by their proper positioning. The crosstalk attenuation is typically 50 dB or better from 100 KHz to 10 MHz. This result was established with the test circuit shown below.



- Return Loss** — ITU-T G.703 and European national regulatory documents specify minimum return loss levels. The transformers will allow these limits to be complied within the situations where they are applicable.

Frequency	50-100 KHz	100 KHz-2 MHz	2-3 MHz
Return Loss			
XMIT	9 dB	15 dB	11 dB
REC	12 dB	18 dB	14 dB

- Surge Voltage Capability** — All transformers and chokes meet surge voltage tests according to the most stringent regulatory documents when system designs include the proper voltage and current suppression devices:

Metallic Voltage: 800 V peak, 10/560 μ sec
 Longitudinal Voltage: 2,400 V peak, 10/700 μ sec

- Isolation Voltage** — 100% of transformers are tested during production to the specified isolation voltage level.

- General Information** — These transformers are specifically designed for use in 1.544 Mbps (T1), 2.048 Mbps (CEPT) and ISDN Primary rate (PRI) interface applications. Use of the proper transformer allows the interface circuit to comply with ITU-T G.703 and other standards regarding pulse waveform, return loss, and balance.

For More Information:

Pulse Worldwide Headquarters

12220 World Trade Drive
 San Diego, CA 92128
 U.S.A.
www.pulseeng.com
 TEL: 858 674 8100
 FAX: 858 674 8262

Pulse Northern Europe

3 Huxley Road
 Surrey Research Park
 Guildford, Surrey GU2 5RE
 United Kingdom
 TEL: 44 1483 401700
 FAX: 44 1483 401701

Pulse Southern Europe

Zone Industrielle
 F-39270
 Orgelet
 France
 TEL: 33 3 84 35 04 04
 FAX: 33 3 84 25 46 41

Pulse China Headquarters

No. 1
 Industrial District
 Changan, Dongguan
 China
 TEL: 86 769 5538070
 FAX: 86 769 5538870

Pulse North China

Room 1002
 No. 819
 Nanjing West Rd
 Shanghai
 China
 TEL: 86 21 32181071
 FAX: 86 21 32181396

Pulse South Asia

150 Kampong Ampat
 #07-01/02
 KA Centre
 Singapore 368324
 TEL: 65 6287 8998
 FAX: 65 6280 0080

Pulse North Asia

3F-4, No. 81, Sec. 1
 Hsin Tai Wu Road
 Hsi-Chih
 Taipei Hsien
 Taiwan
 TEL: 886 2 26980228
 FAX: 886 2 26980948

Performance warranty of products offered on this data sheet is limited to the parameters specified. Data is subject to change without notice. Other brand and product names mentioned herein may be trademarks or registered trademarks of their respective owners.

© Copyright, 2005. Pulse Engineering, Inc. All rights reserved.

www.pulseeng.com

T677.B (9/05)