





# HDSL LINE TRANSFORMERS

## For Conexant Chipsets



-  Excellent THD performance
-  Small footprint
-  Designed to meet UL1950 supplementary insulation requirements for working voltage up to 250Vrms

### Electrical Specifications @ 25°C — Operating Temperature -40°C to +85°C

Part Number	Mount.	Matched to Conexant's Chipset No.	Application	Turns Ratio Line - Chip (±2%)	Inductance - Line Side @ 10kHz, 100mV (1-5) with (2-4) shorted	Leakage Inductance - Line Side @ 100kHz (1-5) with (2-4) and (7-9) shorted	DC Resistance	
							Line Side (1-4) = (2-5)	Chip Side (7-9)
B1017	THT	BT8921/BT8970	784Kpbs	2CS:1	3.0mH ±6%	15µH MAX @ 0.02Vrms	≤ 1.25Ω	≤ 1.00Ω
B1018	THT	BT8921/BT8970	1168Kpbs	2CS:1CT	2.0mH ±10%	13µH MAX @ 0.10Vrms	≤ 1.25Ω	≤ 1.00Ω
B1028 <sup>1</sup>	SMT	BT8921/BT8970	1168Kpbs	2CS:1CT	2.0mH ±6%	11µH MAX @ 0.10Vrms	≤ 1.20Ω	≤ 1.00Ω
B1020A	THT	RS8973	272 to 2320Kpbs	2CS:1	2.0mH ±6%	6.5µH MAX @ 0.02Vrms	≤ 2.00Ω	≤ 1.10Ω
B1040A <sup>1</sup>	SMT	RS8973	272 to 2320Kpbs	2CS:1	2.0mH ±10%	6.5µH MAX @ 0.02Vrms	≤ 1.60Ω	≤ 1.05Ω
B1075	THT	RS8973	272 to 2320Kpbs	2CS:1CT	2.0mH ±6%	8µH MAX @ 0.02Vrms	≤ 2.00Ω	≤ 0.70Ω

### Additional Electrical Specifications

Part Number	Longitudinal Balance (dB)	THD @ 135Ω (dB)	Insertion Loss @ 135Ω (dB)	Return Loss @ 135Ω (dB)	Isolation Voltage (Vrms @ 60 sec)
B1017	≤ -53 (40kHz to 200kHz)	≤ -70 (10kHz, 5.0Vrms)	≤ 0.40 (26kHz to 200kHz)	≥ 19 (40kHz to 200kHz)	1500
B1018	≤ -53 (30kHz to 300kHz)	≤ -70 (40kHz, 1.85Vrms)	≤ 0.50 (40kHz)	≥ 16 (40kHz to 300kHz)	1500
B1028	≤ -50 (40kHz to 300kHz)	≤ -70 (20kHz, 4.5Vrms)	(Data not available)	≥ 16.5 (40kHz to 300kHz)	1500
B1020A	≤ -50 (30kHz to 300kHz)	≤ -70 (10kHz, 5.0Vrms)	≤ 0.65 (30kHz to 580kHz)	≥ 16 (40kHz to 300kHz)	1500
B1040A	≤ -50 (30kHz to 420kHz)	≤ -70 (10kHz, 5.0Vrms)	≤ 0.60 (30kHz to 580kHz)	≥ 16 (40kHz to 300kHz)	1500
B1075	≤ -50 (30kHz to 300kHz)	≤ -70 (10kHz, 5.0Vrms)	≤ 0.50 (30kHz to 580kHz)	≥ 16 (40kHz to 300kHz)	1500

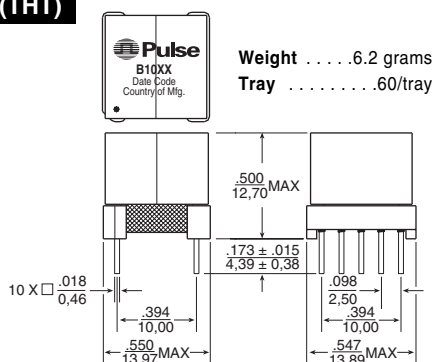
<sup>1</sup>Transformers are shipped in trays unless Tape & Reel packaging is specified by adding the suffix "T" to the part number (i.e. B1028T)

<sup>2</sup>DCR on the chip side of part number B1075 is given for (7-8) = (8-9)

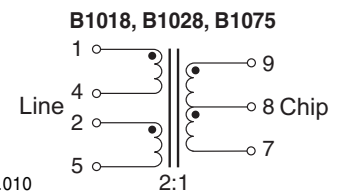
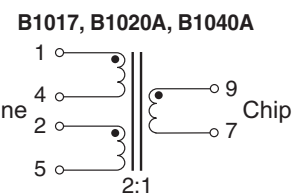
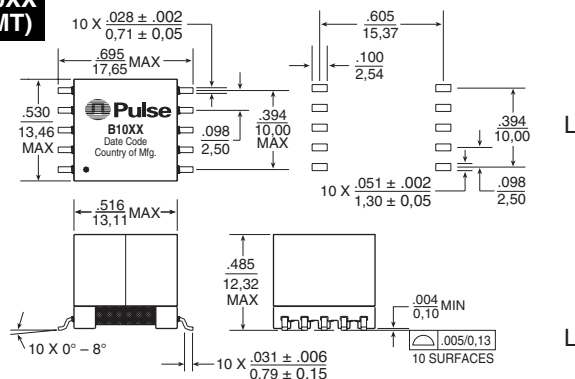
### Mechanicals

### Schematics

#### B10XX (THT)



#### B10XX (SMT)



Dimensions:  $\frac{\text{Inches}}{\text{mm}}$  Unless otherwise specified, all tolerances are  $\pm \frac{.010}{0.25}$

### For More Information:

#### Pulse Worldwide Headquarters

12220 World Trade Drive  
San Diego, CA 92128  
U.S.A.  
[www.pulseeng.com](http://www.pulseeng.com)  
TEL: 858 674 8100  
FAX: 858 674 8262

#### Pulse Northern Europe

3 Huxley Road  
Surrey Research Park  
Guildford, Surrey GU2 5RE  
United Kingdom  
TEL: 44 1483 401700  
FAX: 44 1483 401701

#### Pulse Southern Europe

Zone Industrielle  
F-39270  
Orgelet  
France  
TEL: 33 3 84 35 04 04  
FAX: 33 3 84 25 46 41

#### Pulse China Headquarters

No. 1  
Industrial District  
Changan, Dongguan  
China  
TEL: 86 769 5538070  
FAX: 86 769 5538870

#### Pulse North China

Room 1002  
No. 819  
Nanjing West Rd  
Shanghai  
China  
TEL: 86 21 32181071  
FAX: 86 21 32181396

#### Pulse South Asia

150 Kampong Ampat  
#07-01/02  
KA Centre  
Singapore 368324  
TEL: 65 6287 8998  
FAX: 65 6280 0080

#### Pulse North Asia

3F-4, No. 81, Sec. 1  
Hsin Tai Wu Road  
Hsi-Chih  
Taipei Hsien  
Taiwan  
TEL: 886 2 26980228  
FAX: 886 2 26980948

Performance warranty of products offered on this data sheet is limited to the parameters specified. Data is subject to change without notice. Other brand and product names mentioned herein may be trademarks or registered trademarks of their respective owners.

© Copyright, 2005. Pulse Engineering, Inc. All rights reserved.

[www.pulseeng.com](http://www.pulseeng.com)

B978.B (12/05)