



Features

- Designed for isolation between line card and terminal
- Meets CCITT 1.430 when chip pairs and transformers are used
- Low leakage inductance
- 2.0 kVrms HIPOT PRI/SEC
- Weight - 4 g
- 60 dB min. longitudinal balance 10 kHz to 300 kHz
- Operating temperature 0 °C to +70 °C
- RoHS compliant*

Applications

- Telecom

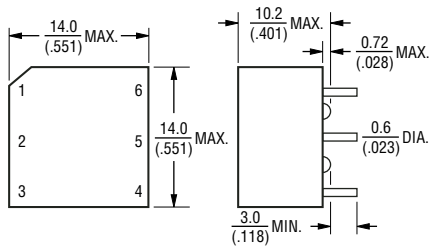
PT231 Series - ISDN S-Interface Isolation Transformers

Electrical Specifications @ 25 °C

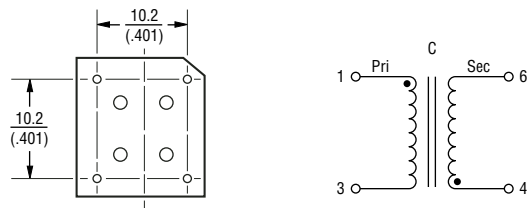
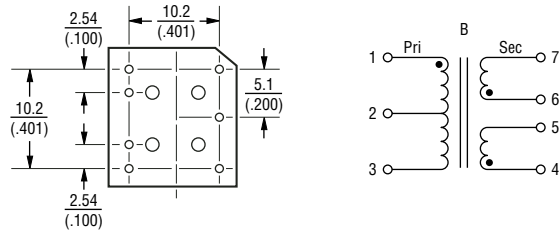
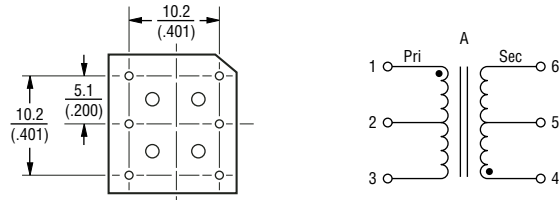
Part Number	Turns Ratio (±2 %)	Primary Inductance (mH min.)	Leakage Inductance (µH max.)	Primary Pri/Sec Cw/w (pF max.)	Pri DCR (Ω±15 %)	Sec DCR (Ω±15 %)	Package Schematic
PT23101L	1:1	28	5	130	2.4	2.4	A
PT23102L	1:1.8	28	10	120	2.4	4.5*	B
PT23103L	1:2	28	10	120	2.5	4.8	A
PT23104L	1:2.5	28	12	125	2.5	5.5*	B
PT23105L	1:2	28	35	120	2.5	4.5	A
PT73455L	1:1	28	5	130	2.4	2.4	C

*Split windings in series

Product Dimensions



Electrical Schematic



Packaging Specifications

Tube.....36 pcs./tube

How To Order

PT2310x or PT73455 L

Model _____

Termination _____

L = Tin only (lead free)

DIMENSIONS: $\frac{\text{MM}}{\text{(INCHES)}}$

REV. 09/08

*RoHS Directive 2002/95/EC Jan 27 2003 including Annex. Specifications are subject to change without notice.

Customers should verify actual device performance in their specific applications