





# SMT GATE DRIVE TRANSFORMERS

## 1500Vdc Basic and Operational Insulation



-  1500Vdc isolation between Gate and Drive
-  Basic insulation (1.4mm creepage/clearance) and operational available
-  Operating frequency: 50kHz and up

### Electrical Specifications @ 25°C — Operating Temperature -40°C to 130°C<sup>5</sup>

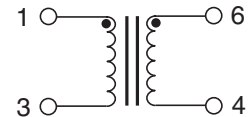
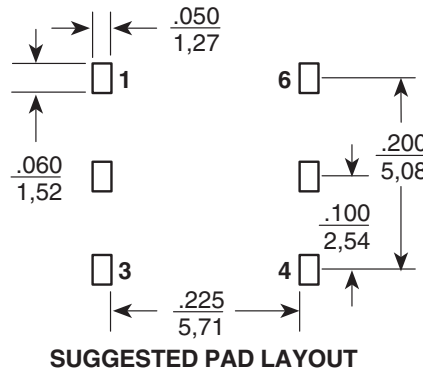
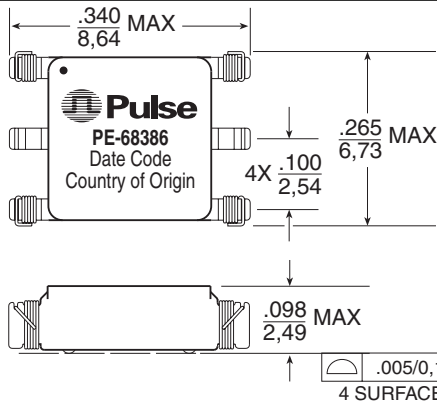
Part <sup>3,4</sup> Number	Turns Ratio	Pri-Sec Insulation (Vdc)	MAX <sup>1</sup> V*µsec	Primary Inductance (µH MIN)	Leakage <sup>2</sup> Inductance (µH MAX)	DCR Primary (Ω MAX)	DCR Secondary (Ω MAX)	Package Size (L x W x H) (mm MAX)
<b>OPERATIONAL INSULATION</b>								
PE-68386NL	1:1	1500	9.7	785	0.46	0.60	0.60	8.6 x 6.7 x 2.5
P0926NL	1:1:1	1500	23.8	300	0.50	2.00	2.00	8.0 x 6.6 x 5.3
P0544NL	1:1:1	1500	45.1	3300	0.70	1.60	1.60	9.0 x 8.6 x 7.6
P2033	1:1	1500	9.3	500	17.00	0.80	0.80	7.2 x 6.1 x 3.8
PA0264NL	1:1:1	1500	12.7	1140	0.65	0.75	0.75	8.6 x 6.7 x 3.6
<b>BASIC INSULATION (1.4 MM CREEPAGE AND CLEARANCE BETWEEN PRIMARY AND SECONDARY)</b>								
PA0173NL	1:1:1	1500 Vrms	17.2	980	0.75	0.62	0.88	11.8 x 8.8 x 4.0
PA0185NL	1:1	1500 Vrms	17.2	980	0.75	0.88	0.62	11.8 x 8.8 x 4.0
PA0184NL	1:1	1500 Vrms	27.2	1200	0.50	0.91	0.91	9.0 x 8.6 x 7.6
PA0297NL	2:1:1	1500 Vrms	27.2	1200	0.60	0.91	0.46	9.0 x 8.6 x 7.6
PA0510NL	2.5:1:1	1500 Vrms	27.2	1200	0.68	0.91	0.380	9.0 x 8.6 x 7.6

#### NOTES:

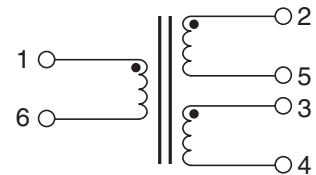
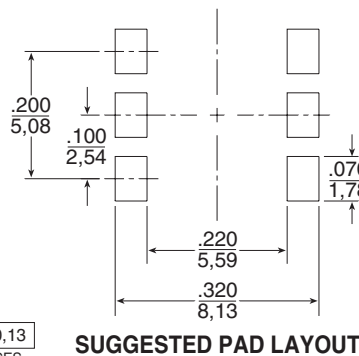
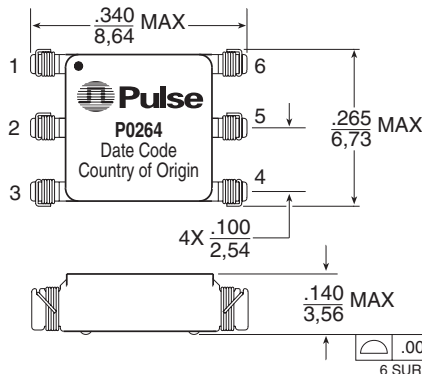
- The maximum volt-µsec rating limits the peak flux density to 2200 Gauss when used in a unipolar drive application. For bi-polar drive applications a maximum volt-µsec of two times this rating is acceptable (ie: 2\* (volt\*µsec rating) Volt\*µsec = (voltage applied to the primary) \* dutycycle / Frequency = V \* alpha / Freq\_Hz = V \* µsec
- Leakage inductance is measured at primary terminals with all secondaries shorted.
- Optional Tape & Reel packaging can be ordered by adding a "T" suffix to the part number (i.e. P0544NL becomes P0544NLT). Pulse complies to industry standard tape and reel specification EIA481.
- The "NL" suffix indicates an RoHS-compliant part number. Non-NL suffixed parts are not necessarily RoHS compliant, but are electrically and mechanically equivalent to NL versions. If a part number does not have the "NL" suffix, but an RoHS compliant version is required, please contact Pulse for availability.
- The temperature of the component (ambient plus temperature rise) must be within the stated operating temperature range.

### Mechanical

### Schematic



Weight ..... .028 grams  
 Tape & Reel ..... .1500/reel  
 Tube ..... .60/tube  
 Dimensions: Inches  
 mm  
 Unless otherwise specified,  
 all tolerances are ± .010  
 0,25



Weight ..... .023 grams  
 Tape & Reel ..... .800/reel  
 Tube ..... .75/tube  
 Dimensions: Inches  
 mm  
 Unless otherwise specified,  
 all tolerances are ± .010  
 0,25

USA 858 674 8100 • Germany 49 7032 7806 0 • Singapore 65 6287 8998 • Shanghai 86 21 54643211 / 2 • China 86 755 33966678 • Taiwan 886 3 4641811

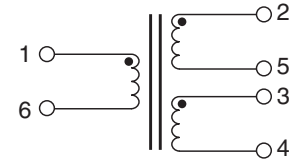
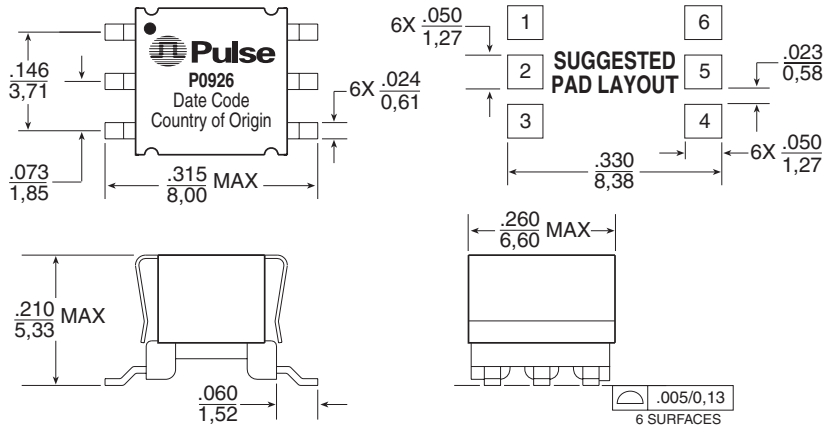
# SMT GATE DRIVE TRANSFORMERS

## 1500Vdc Basic and Operational Insulation



### Mechanicals

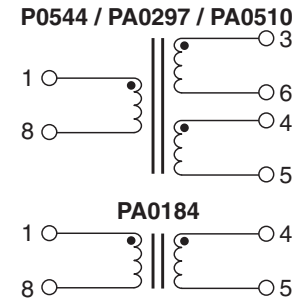
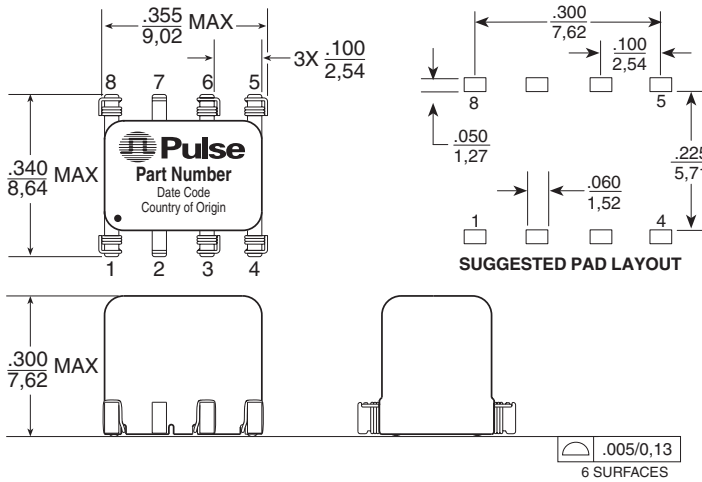
### Schematics



Weight . . . . .0.48 grams  
Tape & Reel . . . . .1000/reel  
Tube . . . . .80/tube

Dimensions: Inches  
mm

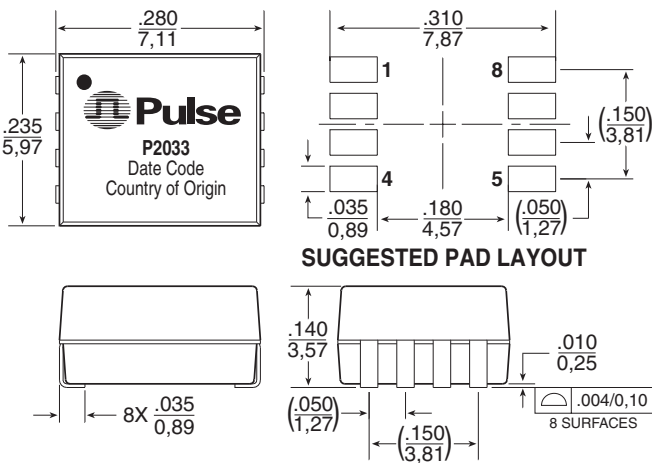
Unless otherwise specified, all tolerances are  $\pm .010$   
0,25



Weight . . . . .0.60 grams  
Tape & Reel . . . . .400/reel  
Tube . . . . .50/tube

Dimensions: Inches  
mm

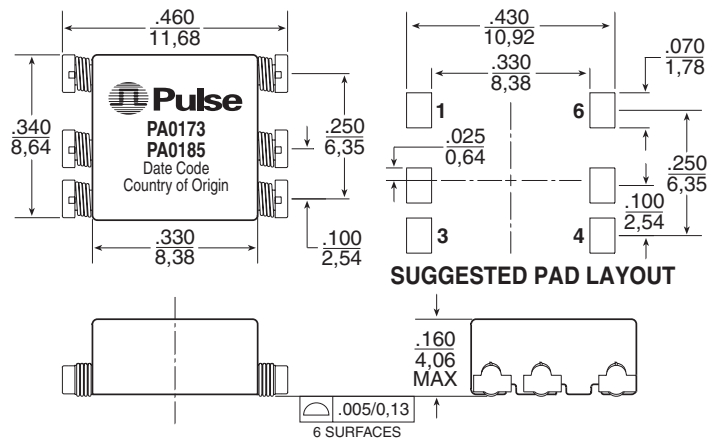
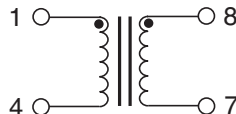
Unless otherwise specified, all tolerances are  $\pm .010$   
0,25



Weight . . . . .0.29 grams  
Tape & Reel . . . . .1200/reel  
Tube . . . . .80/tube

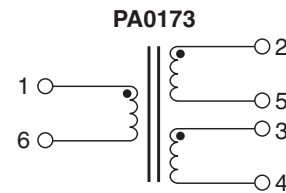
Dimensions: Inches  
mm

Unless otherwise specified,  
all tolerances are  $\pm .010$   
0,25



Dimensions: Inches  
mm

Unless otherwise specified, all tolerances are  $\pm .010$   
0,25



Weight . . . . .0.48 grams  
Tape & Reel . . . . .900/reel  
Tube . . . . .60/tube

