

# RF TRANSFORMERS

## Transformers for Wideband RF Applications



- Miniature surface mount package
- Various impedance ratios available
- Excellent insertion loss
- Ideal for Balanced-to-Unbalanced applications
- Products from 0.5 to 1500MHz bandwidth

### Electrical Specifications @ 25°C — Operating Temperature -40°C to +85°C

Part Number	Impedance Ratio <sup>1</sup> Pri:Sec (±2%)	Turns Ratio Pri:Sec (±2%)	Bandwidth <sup>2,3</sup> (MHz TYP)			Insertion Loss @ Midband (dB TYP)	Schematic	Primary Pins
			3dB	2dB	1dB			
CX2041	1:1CT	1:1CT	0.05-450	0.75-300	0.10-200	0.60	B	4-6
CX2040L	1:1	1:1	1.5-500	2.5-400	5-350	0.90	A	4-6
CX2043L	1.5:1	√1.5:1	—	—	1-1000	0.20	D	3-6
CX2044L	1.5:1	√1.5:1	—	1.0-500	5-100	0.20	A	1-3
CX2045L	1:2CT	1:1.414CT	—	—	3-300	0.80	B	4-6
CX2047L	1:4CT	1:2CT	—	0.5-300	1.5-100	0.24	B	4-6
CX2049L	1:8CT	1:2.83CT	0.1-500	0.3-400	0.5-200	1.16	B	4-6
CX2029	36:1CT	6:1CT	0.05-21	—	—	0.40	B	4-6

### Electrical Specifications @ 25°C — Operating Temperature -40°C to +85°C

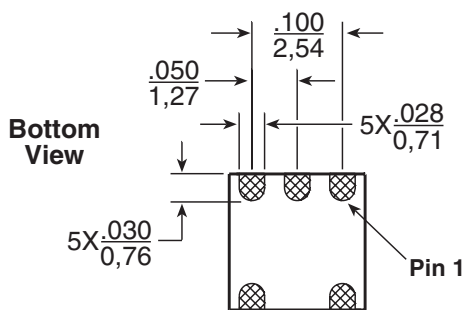
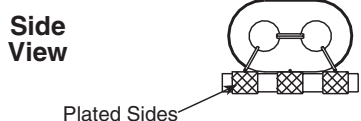
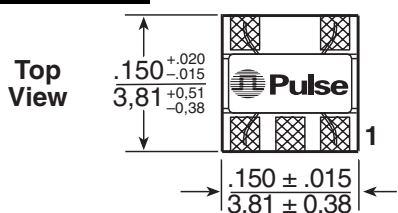
Part Number	Impedance Ratio <sup>1</sup> Pri:Sec (±2%)	Bandwidth <sup>2,3</sup> (MHz TYP)		Schematic	Primary Pins
		2dB	1dB		
CX2038L	75Ω:75Ω	Up to 1500	4.5-1000	C	4-6
CX2039L	50Ω:50Ω	Up to 1500	4.5-1000	C	4-6

NOTE: Optional Tape & Reel packaging can be ordered by adding a "T" suffix to the part number (ex: CX2041T).

## Mechanical

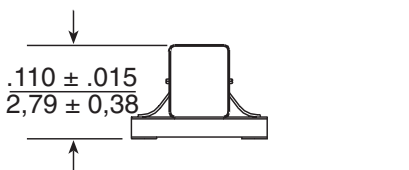
## Schematics

### RACKET-LITE

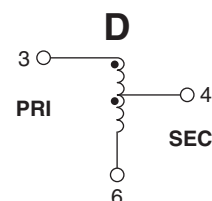
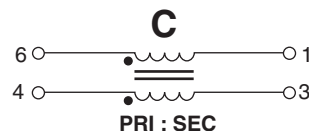
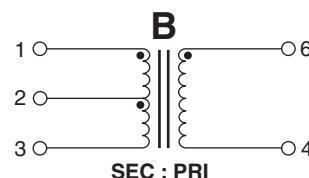
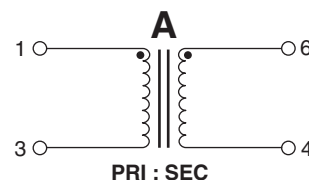


Tape & Reel .....1000 /reel  
Tray .....100 /tray  
Power Rating .....30 mA MAX; 0.25 W MAX

Dimensions:  $\frac{\text{Inches}}{\text{mm}}$   
Unless otherwise specified, all tolerances are  $\pm \frac{.010}{0.25}$



SUGGESTED PAD LAYOUT



# RF TRANSFORMERS

## Transformers for Wideband RF Applications



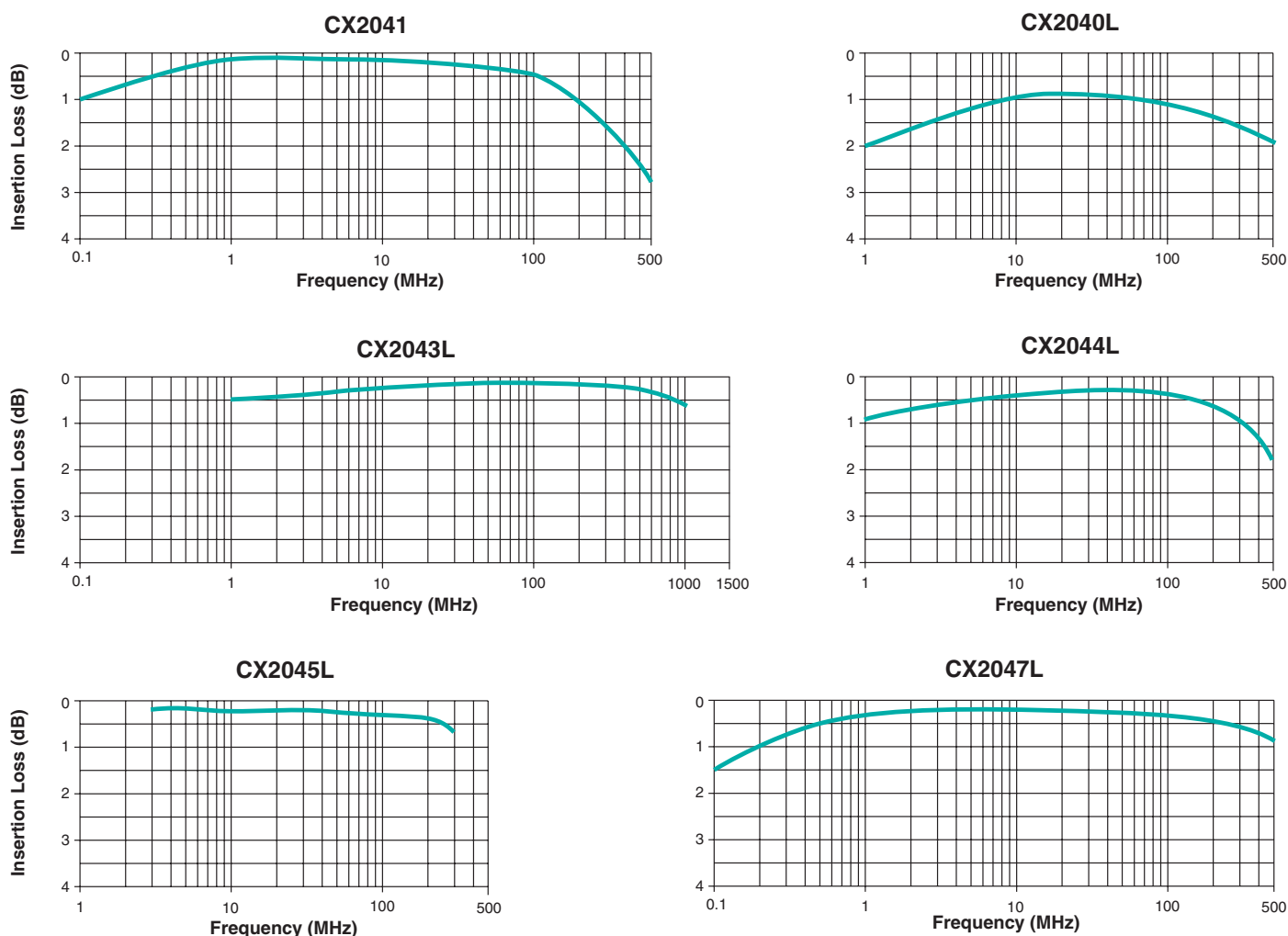
### Application Notes

- A. Bandwidth specifications for **CX2040** and **CX2047** are for a 50Ω system.
- B. Materials used in the products are UL94-V0 recognized. Products meet requirements of IEC 695-2-2 (Needle Flame Test).
- C. **CX2038**, **CX2039** and **CX2043** transformer configurations do not provide DC isolation between primary and secondary windings.
- D. For additional impedance ratios and frequency ranges, please contact Pulse Applications Engineering.
- E. Pick and place operation: smooth upper surface of device allows automatic pick and place.
- F. For availability of Lead-Free version of this product, please contact Pulse.

### Notes from Tables

- 1. Impedance & turns ratios are specified primary:secondary. (CT=Center Tap).
- 2. Bandwidth is referenced to midband loss.
- 3. These transformers are verified to operate from -40°C to +85°C. Contact Pulse Applications Engineering for performance data.

### Typical Insertion Loss @ 25°C

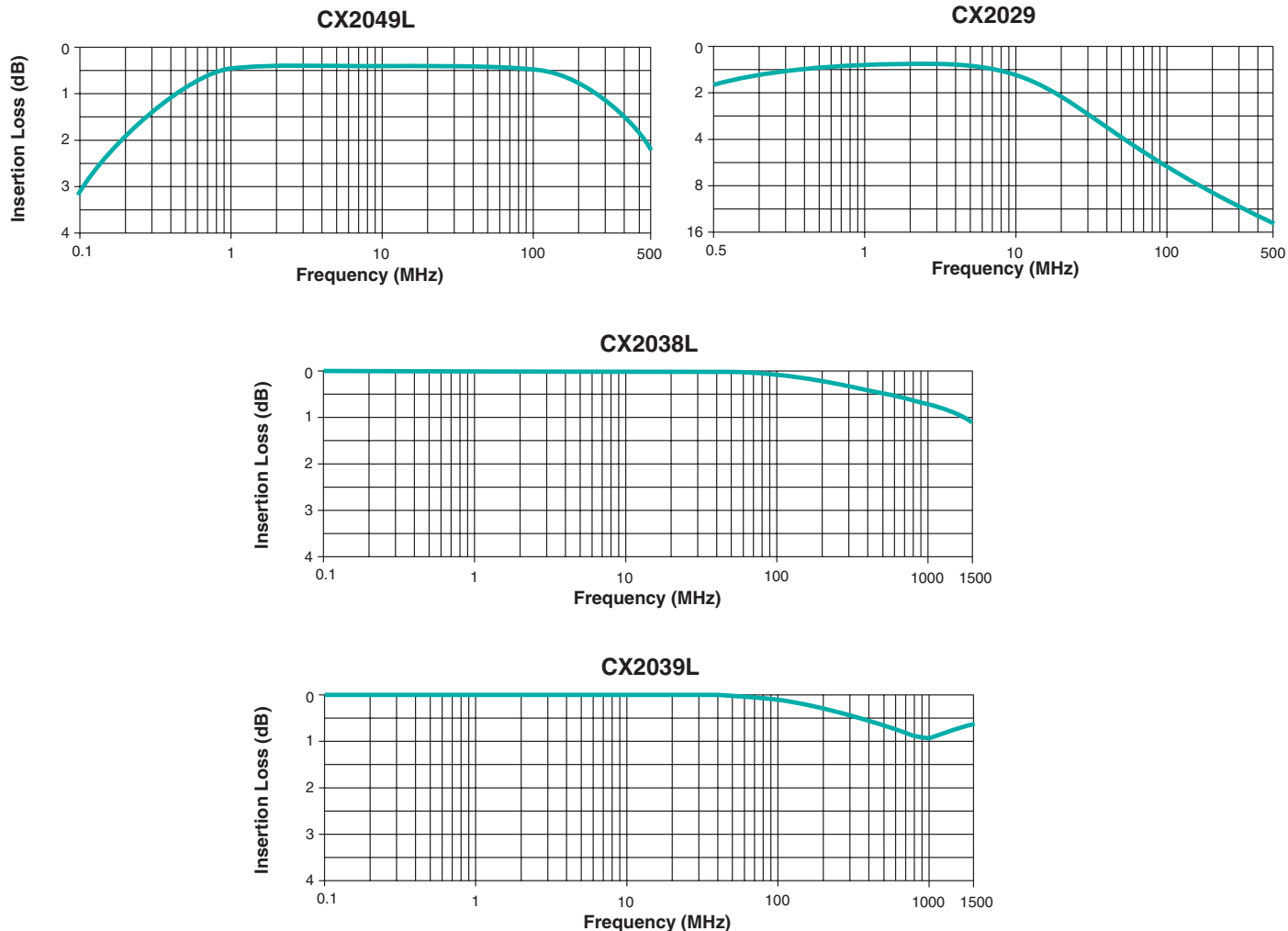


# RF TRANSFORMERS

## Transformers for Wideband RF Applications



### Typical Insertion Loss @ 25°C



### For More Information:

#### Pulse Worldwide Headquarters

12220 World Trade Drive  
San Diego, CA 92128  
U.S.A.  
[www.pulseeng.com](http://www.pulseeng.com)  
TEL: 858 674 8100  
FAX: 858 674 8262

#### Pulse Northern Europe

3 Huxley Road  
Surrey Research Park  
Guildford, Surrey GU2 5RE  
United Kingdom  
TEL: 44 1483 401700  
FAX: 44 1483 401701

#### Pulse Southern Europe

Zone Industrielle  
F-39270  
Orgelet  
France  
TEL: 33 3 84 35 04 04  
FAX: 33 3 84 25 46 41

#### Pulse China Headquarters

No. 1  
Industrial District  
Changan, Dongguan  
China  
TEL: 86 769 5538070  
FAX: 86 769 5538870

#### Pulse North China

Room 1002  
No. 819  
Nanjing West Rd  
Shanghai  
China  
TEL: 86 21 32181071  
FAX: 86 21 32181396

#### Pulse South Asia

150 Kampong Ampat  
#07-01/02  
KA Centre  
Singapore 368324  
TEL: 65 6287 8998  
FAX: 65 6280 0080

#### Pulse North Asia

3F-4, No. 81, Sec. 1  
Hsin Tai Wu Road  
Hsi-Chih  
Taipei Hsien  
Taiwan  
TEL: 886 2 26980228  
FAX: 886 2 26980948

Performance warranty of products offered on this data sheet is limited to the parameters specified. Data is subject to change without notice. Other brand and product names mentioned herein may be trademarks or registered trademarks of their respective owners.

© Copyright, 2005. Pulse Engineering, Inc. All rights reserved.

[www.pulseeng.com](http://www.pulseeng.com)

C203.B (8/05)